




2016 ANNUAL REPORT

Auckland Swimming Association



ASA SPONSORS 2015/2016

We sincerely thank all our sponsors
for their continued support





Annual Report and Financial Statements 2015/2016

CONTENTS

Office Bearers	2
Life Members	3
Auckland Swimming Honours & Service Awards	4
New Zealand Swimming Honours & Service Awards	7
Reports	9
Chairman's Report	9
Executive Officer's Report	11
Club Membership	13
Registrar's Report	13
Trophies	14
Auckland Swimming Association Trophies 2015/2016	14
National & Regional Trophies 2015/2016 (held by Auckland or Aucklanders)	15
Records	16
New Zealand Swimming Records 2015/2016 (set by Auckland or Aucklanders)	16
Auckland Swimming Record Applications 2015/2016	17
Officials	17
Auckland Swimming Officials Qualifications 2015/2016	17
New Zealand Swimming Officials Qualifications 2015/2016	17
Auckland Swimming Championship Results	18
Auckland Distance & Relay Championships	18
Auckland Winter Championships	20
Auckland Junior Championships	21
Auckland Age Group Championships	23
Anthony Mosse Classic	26
Auckland Open Championships	29
New Zealand Swimming Championship Results	30
New Zealand Age Group & Open Short Course Championships, Wellington	30
New Zealand Open Water Championships, Taupo	36
New Zealand Junior Championships, Wellington	37
New Zealand Division 2 Competition, Dunedin	39
New Zealand Open Championships, Auckland	40
New Zealand Age Group Championships, Wellington	41
Representatives	45
Meet Profiles 2015/2016	47
Financial Statements	See Appendix
Association Directory	
Audit Report	
Statement of Financial Position	
Statement of Financial Performance	
Statement of Movements of Equity	
Notes to the Financial Statements	
Depreciation Schedule as at 30 April 2016	
2016/17 Budget	



OFFICE BEARERS 2015/2016

President	David Jack	
Chair	Willem Coetzee	
Vice-Chair	Sandra Burrow	
Chief Executive Officer	Brett Green	
Registrar	Kate Griffiths	
Elected Board Members	Gwen Ryan	Claudia Hill

Appointed Board Members

Selectors

Competitive Swim Group	Sandra Burrow Gwen Ryan Cameron Stanley (Retired)	Glenn Hamblyn Josh Munroe Dan Fiest
Events Management Group	David Priscott	
Technology Group	Jo Draisey Tim Draisey	Kym Mincham
Technical Group	Ross Bragg Tony Cooper Claudia Hill	Alan Draisey Eperthea Coetzee

LIFE MEMBERSHIP AND AWARDS COMMITTEE

Committee	Retires	Category
Andy Harper	2020	Auckland Life Member
Andrew Brown	2016	Auckland Service Award
David Jack	2017	New Zealand Service
Sandra Burrow	2018	New Zealand Honours
Brian Tong	2019	Auckland Service Award



ASA LIFE MEMBERS

Andy Harper		2011	NZSF Service Award
Jim Goodwin		2010	NZSF Service Award
Shirley McKay		2010	
Ian Burrow		2010	NZSF Service Award
John West		2006	NZSF Honours Award
Allan Green		2003	
Winifred Lawrence	MNZM	2001	* Memoriam
Mrs S Burrow		2000	NZSF Honours Award
Mr J Mace		1999	NZSF Honours Award
Mr W Martin		1998	* Memoriam
Mrs B Shaw		1992	* Memoriam NZSF Service Award
Mrs E Grimmer	MNZM	1991	NZSF Service Award
Mr M Raymond		1991	* Memoriam NZSF Service Award
Mrs K Cormack		1988	NZSF Service Award
Mr E Barfoot		1984	* Memoriam
Mr D L Shaw	MNZM	1982	* Memoriam NZSF Honours Award (NZSF 1995)
Mr J Greenwood		1979	* Memoriam NZSF Service Award
Mr L R Reed		1979	* Memoriam NZSF Honours Award
Mr J A Cormack		1974	* Memoriam NZSF Honours Award
Mrs E C Williams		1974	* Memoriam NZSF Honours Award
Mr J H Vivian		1973	* Memoriam NZSF Honours Award
Mrs N M Williams	MBE	1972	NZSF Honours Award (NZSF 1988)
Mr M Franklin	MBE	1971	* Memoriam NZSF Honours Award
Mr W N Dalton		1970	* Memoriam NZSF Honours Award
Mr M A Shanahan	OBE	1968	* Memoriam NZSF Honours Award
Mr N Batchelor		1967	* Memoriam NZSF Honours Award
Mr C R Moore	MBE	1966	* Memoriam NZSF (NZSF 1957)
Mrs W M Bridson		1964	* Memoriam NZSF Honours Award
Miss E Tisley		1962	* Memoriam NZSF Honours Award
Mr C L Brown		1959	* Memoriam NZSF Honours Award
Mr B L Whineray		1959	* Memoriam NZSF Service Award
Mr R E Harding		1957	* Memoriam NZSF Honours Award (NZSF 1974)
Mr F W Grey		1954	* Memoriam NZSF Honours Award
Dr T H Pettit		1940	* Memoriam NZSF Service Award (NZSF 1974)
Mr J Enwright		1940	* Memoriam
Mr H Johnston		1940	* Memoriam
Mr L J Kenny		1940	* Memoriam
Mr J R Miller		1940	* Memoriam
Mr H W Moore		1940	* Memoriam
Mr D B Mulvihill		1940	* Memoriam
Mr E H Potter		1940	* Memoriam
Mr G Reid		1940	* Memoriam
Mr R M Sheffield		1940	* Memoriam

Honorary Member:

Mrs Josie Slack	2002
Mr C R A Williams	1986

NB: NZSF Service Award (instituted 1930)
 NZSF Honours Award (instituted 1961)

Date alongside name is when granted Life Membership of New Zealand



ASA HONOURS AWARDS

2014	Robin Baddock
2013	Toni Bayliffe, Suzanne Speer
2012	Leigh Johns, Tonia Wheeler
2011	Andy Brown, Mike Knowles, Julie Salt, Max Walker, Alan Draisey, Posthumous Honours Award to Jill Vernon
2010	Ernie Foy, Judith Wright, Gwen Ryan, Jo Draisey
2007	Ian Burrow, David McRae, Jan Fulton,
2006	Shirley McKay,
2005	Gary Fernandez, Theo van der Kraay
2004	David Jack, Ralph Lumsden
2003	A Harper
1999	L Smith, R Mudgway, J Goodwin, D Gear
1997	J Sibun, H Bowen, J Mace, A Green , S Bray, J West
1993	J Pearson, A Quinton
1990	A Meyle, A Brake
1986	W Lawrence, A Clow
1984	E Grimmer, M Raymond
1983	J Mazzoleni
1982	L McKenna, B Shaw
1981	W Petersen
1980	E Petersen
1978	B Wills, L Hubbers, A Hawkins, K Cormack
1977	B McKenna, R Reed, D L Shaw, E C Barfoot
1974	J Weaver
1972	M Cooper, J Cormack, L Reed
1971	H Vivian, J Greenwood
1968	B Simpson



ASA SERVICE AWARDS

- 2015 Dean Garrod, Peter Cox, Henriette Smeets, Rosemary Marris, Trudy Wotherspoon, Linda Wiseman, Wendy Jack, Lianne Williams, Michelle Follows, Sandra Hefford, Anna Williams, Barry Ashcroft, Steve Phillips, Gayle Phillips, Lynne Richardson, Michelle MacDonald, Sam Caradus,
- 2014 Tony Cooper, Michael Kinney, Gary Francis
- 2013 Willem Coetzee, Eperthea Coetzee, Ruth Currall, Steven Smith, Karen Pickford, Larissa Polianskaia, Simon Till, Matt Foy
- 2012 Heidi Ingram, Lisa Crene, Belinda Donaldson, Malcolm Donaldson, Daryl Follows, Kristina Quintal, Joe Coury, Ken Myncham, Kym Myncham, Croisella McKenzie, Moe Richardson, Grant Richardson, Kate Baddock, Brian Tong, Josephine Tong, Tim Benson, Igor Polianski, Lisa Voss, Jo Davidson, Ross Bragg, Scott Talbot, Mihai Mandache
- 2011 Teresa Stanley, Paul Kent, Tim Draisey, Phil Mitchell, Glenn Hamblyn
- 2010 Suzanne Speer, Julie Fonua, Kristin Benson, Liz Davis, Tonia Wheeler, Alison Fitch, Philippa Bouzaid, Daniel Feisst, Sarah Blackburn, Daniel Ryan, Claudia Hill, Beverley Lang, Simon Mayne, Thomas Ansorg, Gary Lane & Julie Bluck
- 2009 Robin Baddock, Carmel Dickson, Lisa Ingledew, Bernadette McEwan, Alison Curd
- 2007 Toni Bayliffe, Neil Williams, Andy Brown, Helen Price, Mike Knowles, Nick Blundell
- 2006 Mark Bone, Mark Saunders, Leigh Johns, Kevin Greenfield
- 2005 Carol Stoney, Donna Bouzaid, Ellen-Jane Waetford
- 2004 Jan Cameron, Sue Snyders, Julie Salt, Jane Hahn, Alan Draisey, Marilyn Sheehan, Barry Ryan, Jill Vernon
- 2003 M Roberts, B Boston, L Wati, D Jack, M Walker, W Jackson, P Gordon
- 2002 J Draisey, R Campey, L. Nancarrow
- 2001 J Parr, M Aperahama, W Peterson, T. Green, R Lumsden, P Castles
- 2000 E Foy, R Crighton, G Lee, M Foy, T Southan, J Thompson, B Lowrie, P Radley, G Sibun
- 1999 P Sutton, J Wright, G Ryan, L Erbs, S Humphrey, B Parr, D Aperahama, P Pritchard
- 1998 P Mahy, C King, J Sutcliffe, L Sheeran
- 1997 I Burrow, A McDonough, C Twine, T Rix-Trott, C Becroft, S Gough, D McRae, P Holland R Clarke
- 1996 A Taylor, J Fayerman, P Kelly, B Leef, N Glass, C Reed, S McCallum, A van der Kraay,
- 1996 K Mildon, D Mullin
- 1995 B Cole, J Fulton, W Wilson, T van der Kraay, M Pringle
- 1994 L Carter, G Fernandez, S McKay, A Harper, R Mudgway
- 1993 T Milich, A Smith, G Tuck
- 1992 G Swasbrook, M Bell, M Caskie
- 1991 D Olney, J Mason, J Goodwin
- 1990 J Sibun, A Green, P Smith, H Bowen
- 1989 A Pearce
- 1988 J Cox, A Foster, G Grant, G Rush, L Smith, P Bates, D Mahon
- 1987 B Olney, R Olney, J Bonney
- 1986 J McCaughan, H Hume, E Pratt, B Jeromsen, K Torrance, J Weldon, C Bright, D Bennett, J Mace
- 1985 A Wentink, S Bray, V King, J West
- 1984 D Kingsman, R Wood, A Brake, C Gallich, P Manning, F Holes, B Bridgman, L Pavlovich
- 1983 J Ross, A Quinton, W Keesing-Styles
- 1982 R Wallis, S Grahame, M Nolan, B Faulkner, S Brockenhuizen, J Williamson, B Bowles,

	D Wong, C Wells
1981	R West, A Graham
1980	W Gilchrist, D Gear, K Crocker
1979	R McIntosh, B Pope, A Meyle, G Knights, P Jenkins, F Collins
1978	G Breed, B Coutanche, J Whelan, R Smith, B Grant, B McKinstry
1977	P Thwaites, L Harvey, E Henry, E Idoine, J Sample, E Sheppard, R Sangster, J Partridge
1976	F Cleverdon, J Pearson, J Hogan, T Culpan, M Lye, J Main, W C Cleverdon, B Cunningham, N Culpan, L L Thompson, R S Dell
1975	J Dyer, G Elliott, J Glover, T Green, C C Kidd, A McGee, F Moseley, A Steel, D Wolff, Betty Potts, D Ramsay, V Potts
1974	F Arnold, A Clough, D Elliot, M Raymond, J Hendry, N McKay, E Grimmer, W Lawrence, N Kerkin, J Davies, T Trussler
1973	Mr Allen, I Higgs, K Blanchard, R Brady, J Mazzoleni, D Smith, E Bowles, E Kessling-Styles
1972	P Henry, J Higgs, T Ward, T Graham, B Arcus, A Spittal
1971	N Crawford, H van der Stock, G Johnson, D Bidwell, L McKenna, W Petersen
1970	M Gorman, D Ware, E Petersen, B Shaw, D Jarvis
1969	D W Reid, Z Holloway, I Lloyd, J McNally, D Wakeley, J Barfoot
1968	L Hubbers, B Thwaites, K Oliver, R Holloway
1967	C Brady, J Macrae, D Shaw, O Mortenson, B McKenna
1966	K Dickinson, A Phillips, W Martin, J Carney,. D Busing, M Moyle
1965	D Haigh, A Alison, S Cooper, E Barfoot, R Reed, A Dingle
1964	R Chaplin, J Thomas, L D Blomfield, J Weaver, Vic Capper, A Hawkins
1963	T Roy, W Norman, A H Marshall, H Halliday, J Dobson, W Pervan, E Burke, G Wakeley, B Francevic, A Day, N Cox, K Cormack, M Warbrick, A Veart, R Greenwood, W K Brown, E Jones, W Dunsmore, R Wills, W Masson, N Williams, N Liddle
1962	H Liddle, J Cormack, T Kerr, M Cooper, W Harris, L Reed, J Jensen, M H Hodgson
1961	D Elder, J Dingle, J Nelson
1960	T King, J Greenwood
1959	W L Dalton, M A Shanahan, Faulconbridge
1958	F Hawke
1957	N Batchelor, Miss Todd, R Robb
1956	J Scholes
1953	J H Vivian, A D Bridon
1950	T C Morrison
1947	R E Harding



NZ SWIMMING LIFE MEMBERS

2011	Ross Bragg
2009	John Mace
1995	D L Shaw * Memoriam
1988	Norma Williams
1974	R E Harding * Memoriam
1957	C R Moore * Memoriam
1950	H T Pettit * Memoriam
1900	R St. Claire * Memoriam

NZ SWIMMING HONOURS SERVICE AWARDS

2014	Judith Wright, Jo Draisey
2013	Mark Bone, Mark Saunders
2011	Jo Davidson
2008	S Burrow
2003	John West
1999	John Mace
1993	W Lawrence * Memoriam
1988	D L Shaw * Memoriam
1986	M Raper * Memoriam
1979	L Reed * Memoriam
1978	J A Cormack * Memoriam
1976	N Williams
1976	H Vivian * Memoriam
1974	J Greenwood
1973	M A Shanahan, E Williams * Memoriam
1972	W Dalton * Memoriam
1970	W M Bridson * Memoriam
1961	T Harding, E Tisley * Memoriam
1960	F Grey * Memoriam

NZ SWIMMING SERVICE AWARDS

2015	Claudia Hill, Tim Draisey, Glenn Hamblyn
2014	Suzanne Speer
2012	Daryl Follows, Leigh Johns, Max Walker,
2010	Toni Bayliffe, Alan Draisey, Jill Vernon, Tonia Wheeler
2009	David Jack
2008	Ian Burrow, Jo Draisey, Andy Harper, Gwen Ryan, Lyn Wati
2007	Jan Cameron, Donna Bouzaid, Judith Wright, Ralph Lumsden, Mark Bone
2005	Mark Saunders
2001	Jo Davidson
1999	J Goodwin, R Reed

1998	R Mudgway, A Green
1997	D Gear, K Mildon
1996	H Bowen
1993	J Mace
1992	J West
1991	S Bray, G Knights, R Wood
1986	A Brake
1985	B Shaw
1984	F Cleverdon, N Raymond
1983	J Mazzoleni
1982	E Grimmer
1981	E Keesing-Styles
1980	K Cormack
1979	E Barfoot
1978	G Martlew, L D McKenna
1977	W Lawrence
1975	D L Shaw
1974	J Weaver
1971	B McKenna
1970	M Cooper
1969	L Reed
1968	J Cormack
1967	E Jones
1966	N Williams
1965	J Dingle
1964	J Greenwood
1963	W Norman
1962	T King
1961	W L Dalton
1960	M A Shanahan
1959	W M Bridson, E C Williams, D D Graham, F J Hawke, R G Todd, B C Simpson
1958	H Vivian, N S Batchelor
1957	C Brown
1956	M Franklin, J Bower
1955	B Whineray, W J Gibbons
1950	A D Spring, E Maud
1947	R E Harding, P R Worden
1944	L J Kenny
1942	M Raper, A Rowlands
1941	Miss E Tisley, A Rowlands
1940	A Gardiner, H T Pettit
1939	C Rex-Moore, G F Bertrand, J R Miller, H Johnston, W Elwarth, W O Stockley
1938	F Grey, D Mulvihill
1935	T C Hobbs-Jones, D Saunders, G Reid
1934	R M Sheffield, H Moore
1933	E Johnston
1931	C E Barnard, L Brighton



CHAIRMAN'S REPORT 2016

With the 2016 Rio Olympic Games only days away, it is only appropriate to congratulate Lauren Boyle, Glen Snyders and Helena Gasson as Auckland swimmers for qualifying for this pinnacle event. This is a fantastic achievement and a big reward for the many years of hard work, dedication and guts you shown over the years. Auckland Swimming and our swimming community are sure you will make us proud.

Together with the swimmers we also need to congratulate Thomas Ansorg who will be part of the coaching team to support the swimmers at the 2016 Rio Olympic Games. We are sure the swimmers will benefit from your experience.

The next tier of our swimmers have had a number of outstanding performances in the past 12 months. This includes amongst others, the successful defence by Gabrielle Fa'amausili of her World Junior record title in the 50m backstroke at the FINA World Junior Championships in Singapore in August 2015. A few weeks later, Gabrielle, together with Wilrich Coetzee, were seen on the podium at the Youth Commonwealth Games. Other Auckland swimmers who joined them at these events are Yeonsu Lee and Annabelle Paterson.

More recently the majority of the Auckland Swimmers who competed at the Oceania Championships in Fiji had podium finishes. This is a remarkable achievement and we trust that you continue to build on this success. Well done to you all!

The individual performances of Auckland swimmers together with the swimmers of Counties Manukau and Northland have resulted in the Harlequins team being victorious once again at the Zonal Championships in February 2016. This annual event, together with other opportunities, is an example of the co-operation between the three regions.

In June this year the Caro Cup competition between Auckland and Waikato was relaunched and our junior swimmers followed the example of age group and senior swimmers with the successful defence of this cup. We can assure you that this competition is already part of our calendar for 2017 together with a few other new initiatives for our swimmers.

Our junior swim league is going from strength to strength and in the past year we have seen a growth in numbers in this competition. We are planning to expand this competition in the coming year to include primary schools too.

Congratulations to all these swimmers as well as their coaches!

Swimming as a sport relies on volunteers and often you are the unsung heroes in the success of our sport. The Board and I would like to pay tribute to you and thank you for the hours you put in.

Earlier in 2016, Jo Draisey, one of our dedicated and heavily relied on volunteers, passed away. This is a great loss for Auckland Swimming and our community. Our thoughts are with Alan and the boys.

Other volunteers who need a special mention include Claudia Hill, Glen Hamblyn and Tim Draisey for receiving a Swimming New Zealand Service award.



A word of appreciation should go to our sponsors and funding partners of the past year. To make mention of one and not the other would not be fair. Auckland Swimming cannot function without your support and where applicable we will endeavour to support you

The successes and efforts of our swimmers and volunteers would not have been possible without the proper systems in place. A key role of Auckland Swimming is to ensure that we add value to our Member Clubs. In the past year we have dealt with a few challenges within this area which has resulted the implementation of the club chairs meeting. An initiative which we plan to repeat again in future. The work done by our various working groups is in support of this role. The outcomes of our working groups are evident in the continuous refinement of our competition programme and the training of officials. On behalf of the Board I would like to thank you for your contribution and service to community.

Brett as Chief Executive Officer together with Kate in her role as office administrator have been integral in the delivery of services to the Auckland Swimming community in the past year. The status of our equipment and financials amongst others are testament of the work you have put in. Both give more than what is expected and your dedication is appreciated.

I would like to conclude by expressing my gratitude and appreciation to each member of the Auckland Swimming Board. The past year was brought a few new challenges, but through team work we were able to deal with these issues.

I do need to make a special mention of Gwen Ryan. Gwen has been part of the Auckland Swimming Board for a many years and she will be stepping down from this role at this meeting. Gwen, a big thank you for your contribution and the hours you have dedicated to the board, it is very much appreciated.

Willem Coetzee
Chairman
Auckland Swimming



CEO REPORT 2016

It has been a busy and exciting 18 months. Kate and I have now completed a full cycle of events and are now able to reflect, compare and refine.

I would like to thank the Board and all our members for their help and support. It has been very heartening to see the growth we have had in officials and volunteers at meets. Our Working Groups have really stepped up to ensure that our events are well planned and run smoothly.

We have a love/hate relationship with the database, however we can only influence it by using it.

GOVERNANCE and MANAGEMENT

The new H&S regulations are now enforce and we are beginning to see its impact in how we plan and run events at Westwave. This will evolve as they and we get our heads around it. The Board has made available a H&S Kit for clubs. This has been tailor made for swimming. Seven of our clubs have taken it on board and I would encourage our other member clubs to do the same.

A couple of clubs have come 'unstuck' due to outdated constitutions and/or just not working within them. These are living/working documents that need to be referred to often.

The Board has had a year of working with the new Constitution and Regulations. It has highlighted what is workable, what is not and what can be done better. This will be a focus for them in the next 12 months.

FINANCE

I am happy to report that we are in a healthy financial position and not having to rely on grants to survive day to day. With a more reliable cash flow now in place and a sound financial base, we can now focus on upgrading our infrastructure and more importantly we are also now in a position where we can reintroduce ASA Teams and support them financially.

MEETS

Our meets are going from strength to strength. The CSG has worked hard to streamline events, QT's, Meet Posters etc. so that we are not continually reinventing the wheel. With many more volunteers and officials now putting their hands, up our once very small team of Senior Officials is now more able to train and assess. We are also seeing many new faces in the AOD room. It would be great to see many more!

Our simplified League structure has made it easier for clubs to enter and administer and we now have strong interest and participation from Primary and Intermediate schools.

We are also the Host Region for the majority of National meets. This puts added pressure on our calendar and on our officials in the early part of the year.

TECHNOLOGY

We have purchased 8 New Touch pads with a further 4 on order. This will give us 16 pads that are less than 24 months old.

We have also upgraded our Start Box and back up buttons.

The plan is to upgrade from Ares to Quantum in April/May 2017.

The Scoreboard will be fully depreciated by the end of the next financial year. It needs to be upgraded within the next 2-3 years. This is a big ticket item that will require financial input from many stakeholders.



RELATIONSHIPS

This has been a major focus for us over the last 18 months. Kate has been fantastic in this regard as she has the majority of first contact with members and other stakeholders. We have worked hard to get the message across that the ASA office is here to help and support. Our relationship with SNZ and other Regions is healthy and robust. As the major Host Region for SNZ it is essential that we are in regular dialogue.

WEST WAVE

Our relationship in this area has been severely strained and tested and continues to be so. For the most part the situation has been highly volatile and extremely political. ASA and SNZ have been working closely with Management and Local Council to ensure an open dialogue. Whilst our members may see it as a Regional facility the message has been given loud and clear by all the West Auckland Stakeholders that it is a West Auckland facility for the West Auckland Community first and foremost. We continue to work closely with Management, Local Board, RST and The Trusts to progress a workable solution around competitive training space.

Finally I would like to pay tribute to Jo Draisey. Never backward in coming forward, she had a heart of gold and a passion for our sport. Her knowledge and understanding of our AOD room, how it worked, and how to make it when it wouldn't, are legendary, just as she was.

Brett Green
CEO
Swimming Auckland



REGISTRAR'S REPORT

2015/2016 Club Membership

CLUB	Total 15/16	Total 14/15	Total 13/14	Total 12/13	Total 11/12	Total 10/11	Total 09/10	Total 08/09	Total 07-08	Total 06-07	Total 05-06	Total 04-05	Total 03-04	Total 02-03
CCY	84	94	98	180	186	71	62	60	88	78				
CSC	223	168	112	215	246	172	140	110	92	102	119	116	107	121
								DEV in recess			4	1		5
						HSV in recess	27	4	48	41	48	53	59	68
								KAS defunct	24	13	16	17	26	20
KOW	8	11	12	119	131	23	19	18	49	20	26	24	22	18
KSC	44	60	62	127	147	4242	257	MET now UNI	142	101	61	56	44	12
MAG	24													
MTE	35	43	57	176	233	138	122	131	87	89	76	74	70	75
MTW	31	48	21	117	109	66	95	86	82	73	44	58	65	88
													NEW	
NSS	271	299	287	623	707	290	448	378	414	432	444	437	480	280
													NCT	
			ONE in recess		57	67	169	210	203	249	231	212	201	257
PAR	98	115	92	189	119	63	30	47	103	121	186	201	242	256
												PON	1	
RBA	21	25	31	74	108	53	92	48	50	52	46	47	60	63
ROS	47	50	56	152	226	136	94	70	61	111	189	233	258	219
													SNH	39
UNI	171	121	99	160	733	199	79	118	27	35	27	35	37	20
WAQ	7	79	54	65	195	67	98	120	161	178	206	195	185	152
											WAT	12	17	24
WCS	21	24	17	118	184	148	96	108	112	132	127	120	92	144
WHL	77	45	34	754	444	371	204	264	287	52	302	328	312	315
Total	1162 Comp Total 1659	1182 Comp	1032 Comp	1129 Comp 3069 Total	1183 Comp 3325 Total	1154 Comp 6106 Total	1227 Comp 2032 Total	1270 Comp 1772 Total	1179 Comp 2118 Total	2179	2152	2219	2278	2176

* Club total numbers include competitive swimmers only

ASA TROPHIES 2015/2016

Ted Harding Trophy	ASA Swimmer of the Year (2015) presented 2016	Lauren Boyle
Eva Tilsley Trophy	18 yrs/under Auckland (2015) presented 2016	Gabrielle Fa'amausili
POINTS TROPHIES		
ASA Championships		
Hallyburton Johnson Shield	Top Club ASA Championship finalists	North Shore
Bridson Trophy	Club points Open Championship events	North Shore
Aunty Johnson Trophy	Club points Age/Junior ASA Champs	North Shore
Richardson Cup (most points AKL Opens)	Men's - Open events	Finn Kennard-Campbell
Harding Cup (most points AKL Opens)	Women's - Open events	Millie Macdonald
Champion of Champions (FINA Points AK Opens)	Top Performance – (50Fly 898 FINA points)	Orinoco Faamausili-Banse
New Caledonian Trophy (FINA points AK Opens)	Visitors Top Performance – (400 Fs 837 FP)	Ewan Jackson (HPK)
Harold Pettit Trophy	Open Water Points	Jackson Dawson
Premier Club Relay Banner	ASA Relay Championships	North Shore
Dalton Trophies (points for Junior Versatility and Excellence – closest to an ASA Record)	15/under Boys	Jonathan Selman
	15/under Girls	Alice Waldow
Vice Presidents Trophy	Girls Freestyle pts 12y, 13y, 14yr, 15yr	Lauren Harrower
Lawrie Reed Trophy	Girls 13/14 200m breaststroke	Eve Thomas Winters
Summer Championships Trophies		
Williams Family Cup 1	Mens Open 50 freestyle	Orinoco Faamausili-Banse
Williams Family Cup 2	Womens Open 50 freestyle	Gabrielle Fa'amausili
Parnell Jubilee Cup	Mens Open 100m freestyle	Daniel Gregory-Campbell
Newmarket Cup	Womens Open 100m freestyle	Gabrielle Fa'amausili
Auckland Centennial Cup (1)	Mens Open 100m backstroke	Jackson Cropp
Ponders Shield	Womens Open 100m backstroke	Sophie Wotherspoon
Raymond Trophy	Mens Open 200m backstroke	Jackson Cropp
Brian Pike Cup (1 st at AK Opens)	Boys 15/u 200m backstroke	Ra'eez Warley
Auckland Centennial Cup (2)	Women's Open 100m breaststroke	Millie Macdonald
Lockhart Trophy (1 st at Ak Opens)	Boys 15/u 100m breaststroke	Jack Kelleher
Mt Eden Trophy	Mens Open 200m breaststroke	Hunter Garrod
Morris Trophy	Womens Open 200m breaststroke	Millie Macdonald
Swim T3 Trophy	Mens Open 100m Butterfly	Andy McMillan
Ross Anderson Cup	Mens Open 400m Medley	Callum Prime
Presidents Cup	Youngest Girls Grade 100 freestyle (9/u)	Courtney Matthews
D. McL. Wallace Trophy	Auckland Long Distance Championships 800 Female/1500 Male - 5km/10km Events	Phillip Ryan
Auckland Winter Champs		
Waitakere Licensing Trust Trophy	Best Performance 2015	Samantha Lucie-Smith 789FINA points



INDIVIDUAL/RELAY NATIONAL AND REGIONAL TROPHIES 2015

1914 – 1918 War Memorial Shield		Auckland
Yaldhurst Shield	Most gold medals	Auckland
Harold Pettit Trophy	Top Performance	Lauren Boyle
Life Members Trophy		Bobbi Gichard
International Award	International Swim of the Year	Lauren Boyle
Baxter O'Neill Trophy 1959	NZ Swimmer of the Year 2014-15	Lauren Boyle
Billie Fitzsimmons Cup	Best Performance Internationals	Lauren Boyle
Freyberg Shield	Regional points at Open and Age Champs Points at NAGs, Youth and Open Champs	Auckland
Duncan Laing Trophy	Club points for gold, silver & bronze medals at NZ Winters, NZ Summer, NZ Opens and NZ Age Group Champs	North Shore
Top Performance Club Trophy	NZ Short Course NZ Age Group NZ Open	United North Shore North Shore
Cain Trophy		North Shore



2015/2016 NEW ZEALAND RECORDS

Set in 2015/2016 by Aucklanders

New Zealand Records

set from 1/7/2015 – 30/6/2016

39 Individual Records (Open x 10, Age Group x 29)

OPEN	Name	Stroke	Date Swum	Record
Long Course	Lauren Boyle	800m Free	02/08/15	8.17.65
	Gabrielle Fa'amausili	50m Back	28/08/15	28.09
	Gabrielle Fa'amausili	50m Back	29/08/15	27.81
	Lauren Boyle	200m Free	06/03/16	2.10.98
	Lauren Boyle	200m Fly	28/03/16	2.09.84
	Lauren Boyle	100m Fly	30/03/16	58.66
	Lauren Boyle	100m Fly	30/03/16	58.51
Short Course	Gabrielle Fa'amausili	50m Back	15/08/15	27.27
	Gabrielle Fa'amausili	50m Back	26/09/15	27.04
	Lauren Boyle	1500m Free	04/08/15	15.40.14
AGE-GROUP	16 Years			
Long Course	Gabrielle Fa'amausili	50m Free	18/12/15	26.03
	Gabrielle Fa'amausili	50m Back	18/12/15	28.88
	Gabrielle Fa'amausili	50m Back	12/02/16	28.29
	Finn Kennard-Campbell	50m Back	29/03/16	26.78
	Finn Kennard-Campbell	50m Back	29/03/16	26.41
	Gabrielle Fa'amausili	50m Back	29/03/16	27.97
	Gabrielle Fa'amausili	50m Free	30/03/16	25.84
	Gabrielle Fa'amausili	50m Free	30/03/16	25.62
	Gabrielle Fa'amausili	100m Back	19/04/16	1.00.76
	15 Years			
Short Course	Finn Kennard-Campbell	100m Back	12/08/15	54.93
	Finn Kennard-Campbell	50m Back	15/08/15	25.88
	Finn Kennard-Campbell	50m Back	15/08/15	25.67
	Gabrielle Fa'amausili	50m Free	17/07/15	25.60
	Gabrielle Fa'amausili	100m IM	17/07/15	1.02.41
	Gabrielle Fa'amausili	100m Back	12/08/15	58.64
	Gabrielle Fa'amausili	50m Free	12/08/15	25.46
	Gabrielle Fa'amausili	100m IM	13/08/15	1.03.71
	Gabrielle Fa'amausili	100m IM	13/08/15	1.01.39
	Gabrielle Fa'amausili	50m Free	13/08/15	24.83
	Gabrielle Fa'amausili	100m Free	15/08/15	55.14
	Gabrielle Fa'amausili	50m Back	15/08/15	27.27
Long Course	Gabrielle Fa'amausili	50m Back	28/08/15	28.09
	Gabrielle Fa'amausili	50m Back	29/08/15	27.81
	Gabrielle Fa'amausili	100m Back	25/08/15	1.00.86
	12 Years			
Long Course	Ra'eez Warley	100m Back	10/07/15	1.05.20
	Ra'eez Warley	50m Back	10/07/15	30.78
	Ra'eez Warley	200m Back	11/07/15	2.21.71
Short Course	Ra'eez Warley	200m Back	18/07/15	2.17.26
	Ra'eez Warley	100m Back	19/07/15	1.03.07



Auckland Record Applications

101 Records approved in 2015/16 being:

91 Age Group Records
10 Open Records

Regional Officials Qualifications – Until June 2016

10 Referees
13 Starters
29 JOS
90 IOT

National Officials Qualifications – Until June 2016

07 Referees
07 Starters
15 IOT



AUCKLAND RELAY CHAMPIONSHIPS

25th June 2016

	MEN			WOMEN	
Open					
4 x 100 Free	NSS	3:43.00	4 x 100 Free	NSS	4:05.40
4 x 100 Medley	NSS	4:04.87	4 x 100 Medley	NSS	4:27.56
4 x 200 Free	NSS	8:19.43	4 x 200 Free	NSS	8:55.75
16/under					
4 x 50 Free	NSS	1:43.32	4 x 50 Free	NSS	1:56.29
4 x 50 Medley	NSS	1:53.58	4 x 50 Medley	NSS	2:10.28
15/under					
4 x 50 Free	NSS	1:48.60	4 x 50 Free	NSS	1:56.41
4 x 50 Medley	NSS	2:03.51	4 x 50 Medley	NSS	2:11.04
14/ under					
4 x 50 Free	NSS	1:48.31	4 x 50 Free	NSS	1:58.71
4 x 50 Medley	NSS	1:58.14	4 x 50 Medley	NSS	2:10.68
13/under					
4 x 50 Free	NSS	1:52.36	4 x 50 Free	CSC	2:00.41
4 x 50 Medley	NSS	2:03.57	4 x 50 Medley	CCY	2:17.62
12/under					
4 x 50 Free	NSS	2:04.43	4 x 50 Free	UNI	2:00.44
4 x 50 Medley	NSS	2:15.32	4 x 50 Medley	UNI	2:13.83
11/under					
4 x 50 Free	NSS	2:09.34	4 x 50 Free	NSS	2:07.21
4 x 50 Medley	NSS	2:27.95	4 x 50 Medley	NSS	2:27.98
10/under					
4 x 50 Free	CCY	2:23.01	4 x 50 Free	CCY	2:22.61
4 x 50 Medley	CSC	2:35.47	4 x 50 Medley	CSC	2:49.53
9/under					
4 x 50 Free	NSS	2:35.87	4 x 50 Free	NSS	2:38.89
4 x 50 Medley	NSS	2:52.34	4 x 50 Medley	NSS	3:03.83



AUCKLAND REVERSE DISTANCE CHAMPIONSHIPS

25th June 2016

Men		17/Over Years	Women	
		800m Free 1500m Free		
Men		16 Years	GIRLS	
Leo Fath	9:19.58	800m Free 1500m Free		
Men		15 Years	GIRLS	
Sebastien Priscott	8:48.36	800m Free 1500m Free		
Men		14 Years	GIRLS	
Jae Um	10:19.94	800m Free 1500m Free	Emma Donovan	20:58.97
BOYS		13 Years	GIRLS	
Mitch Grigorov	10:43.41	800m Free 1500m Free	Taryn Banks	21:56.09
BOYS		12 Years	GIRLS	
James Donovan	10:09.36	800m Free 1500m Free		



AUCKLAND WINTER CHAMPIONSHIPS (SC)

17th – 19th JULY 2015

MEN		17/Over	WOMEN	
Matt Shead	23.55	50m Free	Rebekah Bradley	26.55
Steven Kent	50.30	100m Free	Samantha Lucie-Smith	56.13
Steven Kent	1:50.21	200m Free	Samantha Lucie-Smith	2:00.28
Cole Drinnan	4:07.15	400m Free	Samantha Lucie-Smith	4:14.60
		800m Free	Samantha Lucie-Smith	8:49.09
Michael Mincham	15:30.11	1500m Free		
Corneille Coetzee	25.51	50m Back	Rebekah Bradley	29.20
Corneille Coetzee	54.72	100m Back	Rebekah Bradley	1:01.69
Wilrich Coetzee	1:58.61	200m Back	Sophie Wotherspoon	2:11.07
Matt Shead	28.33	50m Breast	Caitlin Mann	33.65
Matt Shead	1:02.63	100m Breast	Caitlin Mann	1:12.26
Jacob Garrod	2:16.72	200m Breast	Caitlin Mann	2:36.37
Matt Shead	24.74	50m Butterfly	Rebekah Bradley	28.75
Max Polianski	54.22	100m Butterfly	Laura Quilter	1:00.46
Wilrich Coetzee	1:59.24	200m Butterfly	Rachel Smith	2:22.87
Wilrich Coetzee	56.42	100m Medley	Rebekah Bradley	1:04.95
Wilrich Coetzee	2:03.19	200m Medley	Rebekah Bradley	2:21.78
Phillip Ryan	4:39.39	400m Medley	Rachel Smith	4:58.24
		15/16 YEARS		
Koene Smit	23.86	50m Free	Gabrielle Fa'amausili	25.60
Koene Smit	51.30	100m Free	Yeonsu Lee	57.46
Koene Smit	1:50.88	200m Free	Yeonsu Lee	2:02.58
Koene Smit	3:59.45	400m Free	Yeonsu Lee	4:17.23
		800m Free	Sarah Hamilton	9:35.14
Jackson Dawson	16:19.67	1500m Free		
Finn Kennard-Campbell	26.73	50m Back	Gabrielle Fa'amausili	28.04
Finn Kennard-Campbell	57.41	100m Back	Gabrielle Fa'amausili	1:00.86
Finn Kennard-Campbell	2:05.00	200m Back	Gabrielle Fa'amausili	2:12.76
Scott Fairbairn	31.01	50m Breast	Gabrielle Fa'amausili	33.32
Scott Fairbairn	1:08.53	100m Breast	Mary Tate	1:13.89
Jack Kelleher	2:30.14	200m Breast	Mary Tate	2:36.63
Finn Kennard-Campbell	26.11	50m Butterfly	Gabrielle Fa'amausili	27.90
Finn Kennard-Campbell	58.63	100m Butterfly	Yeonsu Lee	1:01.95
Jack Kelleher	2:19.44	200m Butterfly	Yeonsu Lee	2:16.24
Finn Kennard-Campbell	1:00.04	100m Medley	Gabrielle Fa'amausili	1:02.41
Finn Kennard-Campbell	2:10.46	200m Medley	Yeonsu Lee	2:18.62
Flynn Jones	4:40.57	400m Medley	Yeonsu Lee	4:51.50



AUCKLAND JUNIOR CHAMPIONSHIPS 12/U

27th - 29th November 2015

BOYS		12 Years		GIRLS	
Will Bason	28.45	50m	Free	Jelani Freesir-Wetzell	28.81
Samuel Poching	1:01.89	100m	Free	Alice Waldow	1:02.65
Samuel Poching	2:16.13	200m	Free	Jelani Freesir-Wetzell	2:19.87
Jourdan Klink	5:03.73	400m	Free	Brearna Crawford	5:07.91
Samuel Poching	32.20	50m	Back	Jelani Freesir-Wetzell	33..36
Samuel Poching	1:09.89	100m	Back	Jelani Freesir-Wetzell	1:11.20
Samuel Poching	2:27.59	200m	Back	Jelani Freesir-Wetzell	2:39.69
Jacob Wong Woo	37.91	50m	Breast	Marina Segedin	36.26
Samuel Poching	1:22.21	100m	Breast	Marina Segedin	1:19.82
Jacob Wong Woo	3:00.09	200m	Breast	Marina Segedin	2:54.93
Abhinav Makam	30.74	50m	Butterfly	Alice Waldow	29.83
Samuel Poching	1:09.09	100m	Butterfly	Alice Waldow	1:08.64
Andy Cheong	2:34.57	200m	Butterfly	Alice Waldow	2:40.10
Abhinav Makam	2:35.87	200m	Medley	Alice Waldow	2:53.13
Andy Cheong	5:35.09	400m	Medley	Alice Waldow	5:37.39
		11 Years			
Johnson Li	30.92	50m	Free	Aimee Crosbie	29.92
Johnson Li	1:08.55	100m	Free	Aimee Crosbie	1:06.36
Lewis Pangalila	2:28.39	200m	Free	Aimee Crosbie	2:25.55
Tony Tua-Tagaloa	35.46	50m	Back	Aimee Crosbie	34.76
Tony Tua-Tagaloa	1:16.95	100m	Back	Aimee Crosbie	1:15.72
Lewis Pangalila	2:44.95	200m	Back	Chloe Seaman	2:45.98
Johnson Li	41.78	50m	Breast	Aimee Crosbie	39.06
Harrison Cooke	1:32.52	100m	Breast	Aimee Crosbie	1:26.12
Harrison Cooke	3:12.96	200m	Breast	Sian Bester	3:04.90
James Donovan	33.21	50m	Butterfly	Aimee Crosbie	31.31
James Donovan	1:15.52	100m	Butterfly	Aimee Crosbie	1:11.84
James Donovan	2:51.73	200m	Butterfly	Caitlin O'Reilly	2:56.47
James Donovan	2:46.69	200m	Medley	Aimee Crosbie	2:45.56

		10 Years			
Hugo Batchelor	31.80	50m	Free	Zoe Crawford	33.54
Hugo Batchelor	1:10.91	100m	Free	Bianca Van Zyl	1:15.10
Hugo Batchelor	2:34.97	200m	Free	Zoe Crawford	2:38.80
Hugo Batchelor	40.04	50m	Back	Tess Whineray	37.68
Hugo Batchelor	1:24.93	100m	Back	Bianca Van Zyl	1:23.72
Shaun Karena	2:58.59	200m	Back	Tess Whineray	2:56.63
Shaun Karena	45.07	50m	Breast	Melissa Cowen	44.26
Shaun Karena	1:38.22	100m	Breast	Melissa Cowen	1:37.28
Alexander Wilson	3:25.26	200m	Breast	Melissa Cowen	3:28.63
Hugo Batchelor	36.55	50m	Butterfly	Bianca Van Zyl	37.52
Hugo Batchelor	1:19.00	100m	Butterfly	Bianca Van Zyl	1:28.66
		200m	Butterfly		
Hugo Batchelor	2:56.42	200m	Medley	Bianca Van Zyl	3:07.28
		9/Under			
Jack Dempsey	35.95	50m	Free	Courtney Matthews	34.18
Jasper Cornish	1:18.27	100m	Free	Courtney Matthews	1:17.55
Luke Gibson	2:56.71	200m	Free	Sophie Robb	2:57.03
Caleb Blind	39.92	50m	Back	Alexandra Campion	39.88
Caleb Blind	1:28.52	100m	Back	Alexandra Campion	1:26.87
Caleb Blind	3:13.35	200m	Back	Mia Sadler	3:07.10
Jasper Cornish	46.81	50m	Breast	Courtney Matthews	48.51
Jasper Cornish	1:40.17	100m	Breast	Sophie Robb	1:46.34
Luke Gibson	3:43.25	200m	Breast	Sophie Robb	3:43.70
Jack Dempsey	43.98	50m	Butterfly	Courtney Matthews	39.76
Jayden Collins	2:07.54	100m	Butterfly	Sophie Robb	1:38.24
		200m	Butterfly		
Luke Gibson	3:22.04	200m	Medley	Alexandra Campion	3:12.83

* For 800 and 1500 Auckland Age Championships see
Reverse Distance Championships page 18

AUCKLAND AGE GROUP CHAMPIONSHIPS(LC)

18th – 20th December 2015

		17/ Over			
Orinoco Faamausili-Banse	23.79	50m	Free	Laura Quilter	27.39
Koene Smit	52.64	100m	Free	Laura Quilter	57.95
Michael Mincham	1:54.00	200m	Free	Samanth Lucie-Smith	2:03.40
Koene Smit	4:05.97	400m	Free	Helena Gasson	4:20.10
Corneille Coetzee	27.63	50m	Back	Emma Godwin	30.32
Jackson Cropp	58.29	100m	Back	Laura Quilter	1:03.96
Wilrich Coetzee	2:05.55	200m	Back	Annabelle Paterson	2:16.07
Jacob Garrod	22.97	50m	Breast	Helena Gasson	34.03
Jacob Garrod	1:04.79	100m	Breast	Chloe Francis	1:14.94
Jacob Garrod	2:19.77	200m	Breast	Helena Gasson	2:42.56
Orinoco Faamausili-Banse	25:55	50m	Butterfly	Laura Quilter	28.04
Max Polianski	55:75	100m	Butterfly	Helena Gasson	1:00.20
Shaun Burnett	1:59.47	200m	Butterfly	Helena Gasson	2:12.71
Max Polianski	2:07:53	200m	Medley	Chloe Francis	2:23:63
Wilrich Coetzee	4:38.19	400m	Medley	Holly Parker	5:19.27
		16 Years			
Finn Kennard Campbell	25:15	50m	Free	Gabrielle Fa'amausili	26.03
Flynn Jones	55.77	100m	Free	Gabrielle Fa'amausili	57.58
Flynn Jones	2:01.31	200m	Free	Ella Drinnan	2:13.84
Jackson Dawson	4:19.83	400m	Free	Sarah Hamilton	4:45.82
Jason Churches	28.13	50m	Back	Gabrielle Fa'amausili	28.88
Finn Kennard Campbell	59:01	100m	Back	Gabrielle Fa'amausili	1:02.50
Jason Churches	2:07.39	200m	Back	Gabrielle Fa'amausili	2:19.23
Max Kennedy-Till	32.67	50m	Breast	Emily Borich	35.45
Max Kennedy-Till	1:09.37	100m	Breast	Emily Borich	1:17.07
Max Kennedy-Till	2:29.18	200m	Breast	Emily Borich	2:48.73
Finn Kennard Campbell	27:27	50m	Butterfly	Gabrielle Fa'amausili	27:99
Finn Kennard Campbell	1:00:09	100m	Butterfly	Sarah Hamilton	1:12.66
Jackson Dawson	2:20.62	200m	Butterfly		
Flynn Jones	2:16:13	200m	Medley	Katherine Grozev	2:34.00
Jackson Dawson	4:54.26	400m	Medley	Ella Drinnan	5:18.83

		15 Years			
Jack Kelleher	26.73	50m	Free	Summer Miln	28.03
Sebastien Priscott	57.08	100m	Free	Summer Miln	1:00.32
Sebastien Priscott	2:02.87	200m	Free	Lauren Harrower	2:12.85
Sebastien Priscott	4:18.70	400m	Free	Lauren Harrower	4:38.97
Sebastien Priscott	31.50	50m	Back	Kyla Alexander	31.07
Joshua Lee	1:08:01	100m	Back	Caitlin Fisher	1:09.75
Brandon Matthews	2:21.26	200m	Back	Caitlin Fisher	2:28.16
Michael Worsfold	33.67	50m	Breast	Conor Tarrant	36.01
Michael Worsfold	1:14.70	100m	Breast	Conor Tarrant	1:14.90
Michael Worsfold	2:44.82	200m	Breast	Conor Tarrant	2:42.93
Joshua Lee	28.78	50m	Butterfly	Victoria McTeigue	29.46
Joshua Lee	1:02:03	100m	Butterfly	Victoria McTeigue	1:06.40
		200m	Butterfly	Isobel Avis	2:40.02
Jack Kelleher	2:15:94	200m	Medley	Conor Tarrant	2:30.31
Jack Kelleher	4:51.69	400m	Medley		

		14 Years			
Ikko Shibuya	25.46	50m	Free	Madeline Falconer	27.11
Ikko Shibuya	55.40	100m	Free	Madeline Falconer	58.97
Ikko Shibuya	2:02.83	200m	Free	Madeline Falconer	2:12.19
Ikko Shibuya	4:24.35	400m	Free	Eve Thomas	4:47.54
Bede Aitu	32.01	50m	Back	Gina Galloway	30.94
Liam Grozev	1:10:15	100m	Back	Gina Galloway	1:05.62
Liam Grozev	2:32.57	200m	Back	Gina Galloway	2:23.64
Matthew Holder	31.44	50m	Breast	Emma Moriarty	36.62
Matthew Holder	1:10.22	100m	Breast	Emma Moriarty	1:21.02
Bailey Wang	2:31.85	200m	Breast	Eve Thomas	2:52.07
George Smith	27:47	50m	Butterfly	Gina Galloway	29:31
Ikko Shibuya	1:00.66	100m	Butterfly	Madison Don	1:09:06
Kieran Pangalila	2:20.90	200m	Butterfly	Madison Don	2:34.31
Kieran Pangalila	2:21:58	200m	Medley	Sinead Kelly	2:35.91
Kieran Pangalila	5:07.09	400m	Medley	Emily Doughty	5:29.97



Jonathan Sellman	26.88	50m	Free	Emma Sutherland	29.02
Jonathan Sellman	56.98	100m	Free	Emma Sutherland	1:03.58
Ra'eez Warley	2:07.33	200m	Free	Emma Sutherland	2:22.09
Flynn Southcombe	4:28.40	400m	Free	Zoe Mercer	5:06.53
Jonathan Sellman	29.09	50m	Back	Alley Murray	33.75
Ra'eez Warley	1:02.49	100m	Back	Alley Murray	1:12:40
Ra'eez Warley	2:15.62	200m	Back	Astaria TeAukura	2:37.18
Sungju Kim	34.13	50m	Breast	Sera Bickers	38.90
Sungju Kim	1:13.03	100m	Breast	Zoe Dawson	1:25.13
Hunter Garrod	2:35.12	200m	Breast	Zoe Dawson	3:01.02
Jonathan Sellman	28.91	50m	Butterfly	India Swney	28.91
Ra'eez Warley	1:04.91	100m	Butterfly	Rachel Park	1:11:36
Patrick Makgill	2:25.68	200m	Butterfly	Rachel Park	2:44.31
Hunter Garrod	2:21:36	200m	Medley	Rachel Park	2:37.27
Patrick Makgill	5:00.95	400m	Medley	Rachel Park	5:34.04

* For 800 and 1500 Auckland Age Championships see
Reverse Distance Championships page 18



ANTHONY MOSSE CLASSIC

22nd – 24th January 2016

		16 - Over Years			
Orinoco Faamausili-Banse	23.58	50m	Free	Courtney Phillips	29.83
Daniel Gregory-Campbell	52.36	100m	Free	Courtney Phillips	1:02.46
Daniel Gregory-Campbell	1:57.46	200m	Free	Courtney Phillips	2:14.68
Jackson Dawson	4:18.57	400m	Free	Courtney Phillips	4:42.96
Kane Follows	28.07	50m	Back	Nikki Johns	31.41
John Ashcroft	1:07.33	100m	Back	Katherine Grozev	1:07.36
Kane Follows	2:10.03	200m	Back	Natasha Follows	2:35.43
Taine Johnston	32.51	50m	Breast	Stella Mackrell	38.27
Taine Johnston	1:11.39	100m	Breast	Millie Macdonald	1:20.62
Daniel Munro	2:37.83	200m	Breast	Stella Mackrell	3:05.40
Taine Johnston	26.99	50m	Butterfly	Caitlin Pritchard	30.85
David Van Der Star	58.54	100m	Butterfly	Caitlin Pritchard	1:08.86
Jackson Dawson	2:19.46	200m	Butterfly		
Alex Liang	2:16.43	200m	Medley	Sarah Hamilton	2:35.27
Jackson Dawson	4:51.67	400m	Medley	Sarah Hamilton	5:24.33
		15 years			
Jonte Wright	25.56	50m	Free	Brittany Bodie	29.39
Jonte Wright	57.95	100m	Free	Chloe Kim	1:03.50
Sebastien Priscott	2:02.90	200m	Free	Chloe Kim	2:18.62
Sebastien Priscott	4:30.08	400m	Free	Emma Brooks	4:54.93
Pavel Pvatakov	34.94	50m	Back	Erin Cory-Wright	33.86
Flynn Oberdries	1:10.33	100m	Back	Erin Cory-Wright	1:13.14
Jordan Wilson	2:19.72	200m	Back	Emma Brooks	2:32.74
Jonte Wright	32.37	50m	Breast	Erin Cory-Wright	38.71
Jonte Wright	1:11.86	100m	Breast	Erin Cory-Wright	1:23.27
Jonte Wright	2:39.19	200m	Breast	Erin Cory-Wright	2:55.07
Pavel Pvatakov	30.66	50m	Butterfly	Brittany Bodie	31.61
Jordan Wilson	1:00.67	100m	Butterfly	Chloe Kim	1:11.51
		200m	Butterfly	Isobel Avis	2:40.30
Sebastien Priscott	2:21.38	200m	Medley	Erin Cory-Wright	2:38.58
Sebastien Priscott	5:01.28	400m	Medley		
		14 years			
Ikko Shibuya	25.71	50m	Free	Alice Segedin	28.89
Ikko Shibuya	56.69	100m	Free	Sinead Kelly	1:02.99
Ikko Shibuya	2:02.76	200m	Free	Yeonji Lee	2:17.60
Liam Grozev	4:56.72	400m	Free	Samantha Martin	4:50.23
Jarod Kropp	31.10	50m	Back	Sinead Kelly	32.70
Jarod Kropp	1:07.33	100m	Back	Imogen Rodgers	1:09.98
Bede Aitu	2:31.18	200m	Back	Sinead Kelly	2:32.97
		14 years contd			
Daniel Lee	34.60	50m	Breast	Alice Segedin	36.73
Joshua Sampson	1:18.82	100m	Breast	Annabelle McLaren	1:23.05

Joshua Sampson	2:50.64	200m Breast	Vasilina Shipiova	2:58.46
Ikko Shibuya	27.75	50m Butterfly	Yeonji Lee	30.44
Ikko Shibuya	1:02.31	100m Butterfly	Maddison Don	1:10.38
		200m Butterfly	Maddison Don	2:32.80
Ikko Shibuya	2:25.70	200m Medley	Sinead Kelly	2:36.36
Lyall Hill	5:37.21	400m Medley	Samantha Martin	5:35.48
13 years				
Jonathan Selman	26.52	50m Free	Brearna Crawford	29.10
Jonathan Selman	58.59	100m Free	Claudia Avis	1:03.84
Matthew Denvir	2:18.45	200m Free	Hannah Kim	2:21.45
Samuel Lee	5:02.57	400m Free	Rachel Park	5:58.60
Jonathan Selman	29.33	50m Back	Brearna Crawford	33.80
Jonathan Selman	1:04.45	100m Back	India Swney	1:13.39
Eamon Foley	2:33.62	200m Back	Alley Murray	2:39.93
Jae Um	36.56	50m Breast	Brearna Crawford	36.00
Samuel Lee	1:21.43	100m Breast	Brearna Crawford	1:21.51
Samuel Lee	2:53.42	200m Breast	Brearna Crawford	2:50.97
Jonathan Selman	28.46	50m Butterfly	Brearna Crawford	31.17
Sean Gibbs	1:10.64	100m Butterfly	Brearna Crawford	1:12.62
Jack Kelly	2:58.99	200m Butterfly	Emily Cameron	3:04.15
Samuel Poching	2:32.18	200m Medley	Brearna Crawford	2:35.59
Robert Collins	6:07.01	400m Medley	Brearna Crawford	5:45.65
12 years				
Abhinav Makam	29.11	50m Free	Aimee Crosbie	29.11
Abhinav Makam	1:01.94	100m Free	Jelani Freesir-Wetzell	1:04.46
Jourdan Klink	2:23.01	200m Free	Jelani Freesir-Wetzell	2:20.46
Abhinav Makam	5:02.99	400m Free	Aimee Crosbie	5:11.69
Abhinav Makam	35.45	50m Back	Jelani Freesir-Wetzell	33.13
Jourdan Klink	1:11.83	100m Back	Jelani Freesir-Wetzell	1:12.70
Jourdan Klink	3:34.42	200m Back	Alice Waldow	2:35.79
Abhinav Makam	37.30	50m Breast	Marina Segedin	36.28
Abhinav Makam	1:21.47	100m Breast	Marina Segedin	1:21.57
Abhinav Makam	2:53.89	200m Breast	Marina Segedin	2:53.59
Abhinav Makam	30.68	50m Butterfly	Alice Waldow	30.22
Abhinav Makam	1:09.42	100m Butterfly	Alice Waldow	1:07.93
Justin Lee	2:51.76	200 Butterfly		
Abhinav Makam	2:35.44	200m Medley	Marina Segedin	2:37.15
Justin Lee	5:41.54	400m Medley	Sophie Shorter-Robinson	5:57.01
11 years				
Lewis Pangalila	30.41	50m Free	Edie Ancell	31.12
Johnson Li	30.41			
Lewis Pangalila	1:07.69	100m Free	Edie Ancell	1:10.22
James Donovan	2:26.53	200m Free	Sian Bester	2:31.87
Tony Tua-Tagaloa	5:30.75	400m Free		
Tony Tua-Tagaloa	35.40	50m Back	Jesse Welsh	36.89
Tony Tua-Tagaloa	1:15.75	100m Back	Jesse Welsh	1:19.08
Tony Tua-Tagaloa	2:44.07	200m Back	Jesse Welsh	2:48.32



Andrei Soldatovic	41.67	50m Breast	Sian Bester	40.35
Daniel Kim	1:31.96	100m Breast	Mehane Van Rooven	1:31.87
Bowen Crawford	3:16.33	200m Breast	Priscala Huang	3:13.83
James Donovan	33.00	50m Butterfly	Caitlin O'Reilly	34.53
James Donovan	1:15.64	100m Butterfly	Caitlin O'Reilly	1:15.91
James Donovan	2:51.40	200m Butterfly	Caitlin O'Reilly	2:58.55
James Donovan	2:47.30	200m Medley	Emma Gilleece	2:52.01
Harrison Cooke	6:05.51	400m Medley	Caitlin O'Reilly	6:11.95

10 years				
Hugo Batchelor	32.07	50m Free	Courtney Matthews	32.21
Hugo Batchelor	1:11.42	100m Free	Bianca Van Zyl	1:14.67
Sunny Sun	2:37.66	200m Free	Charlie Twose	2:47.37
Hugo Batchelor	39.75	50m Back	Bianca Van Zyl	39.41
Hugo Batchelor	1:28.80	100m Back	Bianca Van Zyl	1:23.30
Sunny Sun	3:01.07	200m Back	Bianca Van Zyl	2:58.63
Kailen Brackebush	46.29	50m Breast	Maria Wangford	45.21
Sunny Sun	1:41.60	100m Breast	Maria Wangford	1:42.43
Kailen Brackebush	3:30.70	200m Breast	Maria Wangford	3:38.43
Hugo Batchelor	36.97	50m Butterfly	Bianca Van Zyl	37.41
Hugo Batchelor	1:17.92	100m Butterfly	Bianca Van Zyl	1:25.28
Hugo Batchelor	2:59.12	200m Medley	Bianca Van Zyl	3:05.63
Hugo Batchelor	6:19.64	400m Medley	Bianca Van Zyl	6:34.97

9 - under				
Xavier Gordon	35.80	50m Free	Alexandra Champion	35.79
Jasper Cornish	1:21.79	100m Free	Lucy Blanchard	1:20.81
Luke Gibson	2:59.04	200m Free	Sophie Robb	2:50.07
James Crosbie	42.43	50m Back	Lucy Blanchard	41.52
Jasper Cornish	1:30.46	100m Back	Alexandra Champion	1:24.31
James Crosbie	3:08.31	200m Back	Alexandra Champion	3:05.55
Jasper Cornish	46.65	50m Breast	Sophie Robb	50.30
Jasper Cornish	1:44.93	100m Breast	Sophie Robb	1:44.97
James Crosbie	3:36.81	200m Breast	Sophie Robb	3:43.10
James Crosbie	44.23	50m Butterfly	Alexandra Champion	38.30
		100m Butterfly	Sophie Robb	1:37.64
Luke Gibson	3:24.41	200m Medley	Sophie Robb	3:11.42



AUCKLAND OPEN CHAMPIONSHIPS

3th to 6th March 2016

MEN				WOMEN	
Daniel Hunter	23.25	50m	Free	Gabrielle Fa'amausili	26.30
Daniel Gregory-Campbell	51.88	100m	Free	Carina Doyle	59.14
Ewan Jackson	1:50.58	200m	Free	Carina Doyle	2:03.13
Ewan Jackson	3:53.43	400m	Free	Carina Doyle	4:20.51
Nathan Capp	8:08.06	800m	Free	Annebell Paterson	9:07.82
Phillip Ryan	16:28.03	1500m	Free		
Phillip Ryan	59:27.00	5 km	Free	Bridget Maher	1:08.22.00
Phillip Ryan	1:58.44.00	10km	Free	Bridget Maher	2:27.42.00
Finn Kennard-Campbell	27.56	50m	Back	Gina Galloway	30.99
Jackson Cropp	57.59	100m	Back	Bobbi Gichard	1:02.82
Jackson Cropp	2:04.38	200m	Back	Bobbi Gichard	2:14.56
Shaquile Vaotu'ua	30.46	50m	Breast	Emily Whitehead	34.58
Jeffrey Arona-Tuifana'e	1:04.75	100m	Breast	Mille Macdonald	1:15.21
Matthew Phillips	2:27.98	200m	Breast	Mille Macdonald	2:41.87
Daniel Hunter	24.97	50m	Butterfly	Emily Rennell	28.50
Andy McMillan	54.79	100m	Butterfly	Emily Rennell	1:02.97
Max Polianski	2:02.06	200m	Butterfly	Emily Rennell	2:23.65
Callum Prime	2:10.76	200m	Medley	Mary Tate	2:25.12
Callum Prime	4:41.10	400m	Medley	Jacey Cropp	5:11.21



NEW ZEALAND SHORT COURSE AGE GROUP & OPEN CHAMPIONSHIPS

11th August to 15th August 2015, Auckland

MEN – OPEN Finals		1 st	2 nd	3 rd
Michael Mincham			400m Free 3.50.21	200m Free 1.48.46
Matt Shead	100m Breast 59.52			50m Fly 24.26
	50m Breast 26.98			
Jacob Garrod				100m Breast 1.01.37
				200m Breast 2.13.07
Max Polianski	200m IM 1.59.06		400m IM 4.18.89	50m Back 25.15
	200m Fly 1.56.97		100m IM 55.59	
			100m Fly 53.43	
Wilrich Coetzee	100m IM 55.16		200m IM 1.59.66	
	200m Back 1.57.41		100m Back 54.06	
			200m Fly 1.57.87	
Daniel Gregory-Campbell				50m Free 22.68
Andy McMillam	100m Fly 52.76			
19 & Over Age Group		1 st	2 nd	3 rd
Michael Mincham	200m Free 1.48.39		400m Free 3.54.91	
	1500m Free 15.02.72			
Matt Shead	100m Breast 1.00.19		50m Fly 24.32	
	50m Breast 26.98			
Max Polianski	100m IM 56.46		400m IM 4.23.05	50m Back 25.86
			200m IM 2.02.29	
			100m Fly 53.87	
			200m Fly 2.02.21	
Jacob Garrod				200m IM 2.05.73
Corneille Coetzee			100m Back 55.13	200m Back 2.01.47
			50m Back 25.82	
Dean Kent				100m IM 56.92
Andy McMillan	100m Fly 53.08			
Phillip Ryan			1500m Free 15.42.46	
17 -18 Age Group		1 st	2 nd	3 rd
Ryan Curtis			100m Back 56.69	200m Free 1.51.25
Kane Follows	100m Back 56.51		200m Back 2.01.30	
Daniel Munro	200m Breast 2.24.81			
Jason Smeets				200m Breast 2.25.63
Cole Drinnan				400m Free 4.02.69
				1500m Free 16.01.54
				200m Back 2.06.30
Jack Anderson				
David Van Der Star	100m Fly 55.64			
James Kiely			100m Fly 56.11	
Tom Moulder	200m Free 1.53.71			
Flynn Jones			200m Free 1.55.07	
15 – 16 Age Finals		1 st	2 nd	3 rd
Finn Kennard-Campbell	200m Back 2.02.01		50m Fly 25.70	50m Free 23.80
			100m Free 51.38	
Jordan Wilson	400m IM 4.32.98			

Jason Churches	100m Back	56.67			50m Back	26.80
Scott Fairbairn	50m Breast	30.24				
	100m IM	1.00.07				
Flynn Jones					100m IM	1.00.47
Koene Smit			50m Free	23.33		
Jack Kelleher					200m Breast	2.26.73
16 Year Age Groups	1 st		2 nd		3 rd	
Koene Smit	200m Free	1.49.95	50m Free	23.35	200m Back	2.06.54
	200m IM	2.08.02				
	400m Free	3.54.88				
	100m Free	50.99				
Tom Moulder	50m Fly	26.40	1500m Free	15.53.13	200m Free	1.53.35
	100m Fly	57.64			200m IM	2.10.12
	200m Fly	2.06.96			400m Free	3.59.03
Flynn Jones			200m IM	2.09.40		
			100m IM	1.00.07		
Jason Churches	100m Back	56.82				
	200m Back	2.02.20				
	50m Back	26.95				
Scott Fairbairn	100m IM	1.00.04	50m Breast	30.57		
15 Year Age Groups	1 st		2 nd		3 rd	
Finn Kennard-Campbell	100m Back	55.28	200m Free	1.54.57	200m IM	2.09.76
	100m IM	58.53	50m Fly	25.85	100m Fly	58.60
	50m Free	23.72	200m Back	2.03.12		
	100m Free	52.59				
	50m Back	25.88				
Jack Kelleher	100m Breast	1.07.44			50m Breast	32.01
					200m Breast	2.27.62
Jordan Wilson	200m Fly	2.06.66	400m IM	4.35.28		
Owen Chen			50m Breast	31.36		
13 – 14 Age Finals	1 st		2 nd		3 rd	
Ikko Shibuya	200m Free	1.58.57	50m Free	24.86	50m Fly	27.25
	100m Free	53.78				
Sebastien Priscott	400m Free	4.09.37			200m Free	1.59.98
					200m IM	2.18.08
Jonte Wright			50m Breast	31.59		
George Smith	50m Free	24.76			100m IM	1.02.60
					100m Free	54.79
					200m Fly	2.19.47
					200m Breast	2.31.51
Sungi Kim						
Jonathan Selman			50m Back	27.97		
14 Year Age Groups	1 st		2 nd		3 rd	
Sebastien Priscott	200m Free	1.58.47				
	400m Free	4.08.89	400m IM	4.48.79		
	1500m Free	16.43.14				
Ikko Shibuya	50m Free	24.45	200m Free	1.58.66	100m Fly	1.00.76
	100m Free	53.90	50m Fly	26.90		
Jonte Wright			50m Breast	31.84		
William Robinson					200m Breast	2.32.15
Marco Smeets			400m Free	4.29.36		

13 Year Age Groups		1 st	2 nd	3 rd
Jonathan Selman	200m Back	2.14.76	200m Free	2.05.01
	50m Back	28.68	100m Back	1.00.863
			100m Free	56.34
Sungju Kim	100m Breast	1.10.68		
	400m IM	4.56.00		
	200m IM	2.19.71		
	200m Breast	2.33.13		
Cole Price	50m Breast	32.89	100m Breast	1.12.01
George Smith	50m Fly	27.82	100m IM	1.03.96
	50m Free	25.01		
	100m Fly	1.01.49		
	100m Free	55.25		
	200m Fly	2.22.02		
Hunter Garrod			50m Breast	33.54
			200m Breast	2.33.48
Patrick Makgill			50m Back	29.68
WOMEN – OPEN Finals		1 st	2 nd	3 rd
Laura Quilter			200m Free	1.58.59
			100m Free	54.87
Helena Gasson	50m Fly	26.94	200m Fly	2.10.14
	200m IM	2.13.27		
	200m Breast	2.30.56		
Gabrielle Fa'amausili	400m Im	4.40.35		
	100m Back	58.64		
	100m IM	1.01.39		
	50m Free	24.83		
	50m Back	27.27		
Caroline Baddock			100m Back	59.11
Rebekah B radley			50m Back	28.29
				200m Back
Samantha Lucie-Smith	400m Free	4.12.18		100m Free
Yeonsu Lee				400m IM
Annabelle Paterson			200m Back	2.10.29
19 & Over Age Group		1 st	2 nd	3 rd
Samantha Lucie-Smith	400m Free	4.16.02	200m Free	1.59.52
				50m Free
				100m Free
Helena Gasson	50m Fly	26.94	200m Breast	2.35.00
	200m IM	2.14.58	400m IM	4.49.53
	100m IM	1.03.38		
	200m Fly	2.14.55		100m Fly
Caroline Baddock	100m Back	59.57		50m Fly
	200m Back	2.08.86		
Laura Quilter			100m Free	56.12
				100m Back
Monique King				400m Free
Chloe Francis				100m IM
Sophie Wotherspoon			50m Back	29.16
				200m Back

17 – 18 Age Group		1 st	2 nd	3 rd
Holly Parker	200m Free	2.03.02	100m IM	1.06.27
	400m Free	4.21.35		
Emma Godwim				50m Fly 28.96
Rachel Smith	200m IM	2.21.68		100m IM 1.06.78
	200m Back	2.17.02		
Caitlin Mann			200m IM	2.21.68
Annabelle Paterson	100m Back	1.02.88		
	100m Free	57.68		
Juliana Tong			100m Back	1.03.41
Georgia Zacest			50m Free	27.10
Stephanie Upston			200m Back	2.17.36
Kelsi Boocock				50m Back 29.89
15 - 16 Age Finals		1 st	2 nd	3 rd
Lucy Agnew	100m Back	1.03.09		
Katherine Grozev			100m Back	1.03.42
			200m Back	2.18.81
			50m Back	29.66
Emily Borich	50m Breast	33.88		
Emily Whitehead			50m Breast	33.91
Jacey Cropp			400m IM	5.03.28
16 Year Age Groups		1 st	2 nd	3 rd
Yeonsu Lee	200m Free	2.00.95		
	50m Fly	28.17		
	200m IM	2.15.81		
	400m Free	4.14.19		
	100m IM	1.03.71		
	50m Free	26.39		
	400m IM	4.50.22		
	100m Fly	1.01.55		
	100m Free	56.76		
	200m Fly	2.17.99		
Lucy Agnew			20m Free	2.04.55
			200m Back	2.13.94
Mary Tate	100m Breast	1.10.48	200m IM	2.19.39
	50m Breast	32.82		
	200m Breast	2.36.98		
Somone Lusby	100m Back	1.02.27		
	200m Back	2.13.77		
	50m Back	29.00		
Katherine Grozev			100m Back	1.02.86
Jacey Cropp				400m IM 5.03.63
15 Year Age Groups		1 st	2 nd	3 rd
Emily Whitehead				100m Breast 1.14.07
				50m Breast 34.00
Gabrielle Fa'amausili	50m Fly	27.94		
	100m Back	59.69		
	100m IM	1.03.54		
	50m Free	25.46		
	100m Free	56.87		
	50m Back	28.07		
Emily Borich			50m Breast	33.60

13 – 14 Age Finals		1 st		2 nd		3 rd	
Madeline Falconer	200m IM	2.22.45	200m Free	2.06.30	100m IM	1.07.07	
			50m Free	27.19			
			100m Free	58.81			
Eve Thomas			400m Free	4.32.34	200m Free	2.07.22	
Conor Tarrant			200m Breast	2.37.36	100m Breast	1.14.62	
Greta Agnew	50m Fly	28.90	200m Back	2.15.40	100m Fly	1.06.38	
	100m Back	1.03.10					
Lucy Makaea					50m Fly	29.69	
					100m Free	59.29	
Imogen Rodgers	50m Back	29.64	100m Back	1.03.91	200m Back	2.17.87	
Kyla Alexander					100m Back	1.04.25	
					50m Free	27.27	
Victoria McTeigue	100m IM	1.05.57					
Madison Don					200m Fly	2.29.10	
14 Year Age Groups							
Madeline Falconer	100m IM	1.05.60	200m Free	2.05.77			
			200m IM	2.23.71			
			50m Free	26.84			
			100m Free	58.09			
Greta Agnew	50m Fly	28.66			200m Free	2.08.68	
	100m Back	1.03.10			100m Fly	1.05.61	
	200m Back	2.15.30					
Conor Tarrant					100m Breast	1.14.16	
					200m Breast	2.41.49	
Lucy Makaea			50m Fly	29.24	100m Free	59.32	
Victoria McTeigue	400m IM	5.06.23			200m IM	2.24.55	
	100m Fly	1.03.46			100m IM	1.07.04	
Kyla Alexander	50m Back	29.42	100m Back	1.03.87	50m Free	27.40	
Imogen Rodgers			200m Back	2.19.11	100m Back	1.04.05	
					50m Back	30.01	
Eve Thomas					400m Free	4.31.81	
13 Year Age Groups		1 st	2 nd		3 rd		
Sinead Kelly			200m Free	2.12.87	100m Back	1.07.28	
			50m Back	31.11	100m IM	1.10.29	
Emma Moriarty			100m Breast	1.18.46	50m Breast	35.61	
					200m Breast	2.49.24	
Allegra Zacest	100m Back	1.06.68					
	50m Back	30.91					
Rachel Park					200m Fly	2.33.10	

Regional Relays	1 st		2 nd		3 rd	
ASA 15/unders girls	4 x 100 IM	4.17.45			4 x 100 Free	3.59.09
ASA 15/under boys	4 x 100 IM	3.54.33	4 x 100 Free	3.40.18		
			4 x 200 Free	8.03.77		

Club Relays	1 st		2 nd		3 rd	
NSS A 16/over womens	4 x 100 Free	3.42.70				
	4 x 200 Free	8.05.92				
UNI A 16/over womens			4 x 100 Free	3.46.50		
			4 x 200 Free	8.21.54		
			4 x 100 IM	4.07.76		
NSS B 16/over womens	4 x 100 IM	4.06.86				
UNI C 16/over womes					4 x 100 IM	4.15.25
UNI C 16/over mens	4 x 100 Free	3.22.09				
NSS A 16/overs mens			4 x 100 Free	3.24.71	4 x 100 IM	3.39.95
			4 x 200 Free	7.26.81		
UNI A 16/over mens			4 x 100 IM	3.39.00		



NEW ZEALAND OPEN WATER CHAMPIONSHIPS

9th – 10th January 2016, Lake Taupo

MEN			
Phillip Ryan – Open	5km	2 nd	58.03.00
Phillip Ryan – Open	10km	2 nd	1:56.20.00
Jackson Dawson – 16-17 Years	5km	1 st	1:00:23.00
Jackson Dawson – 16-17 Years	10 km	1 st	2:02:43.00
Sebastien Priscott – 13-15 Years	5km	1 st	1:00.25.00
Sebastien Priscott – 13-15 Years	10 km	1 st	2:08:53.00
WOMEN			
Bridget Maher – Open	5km	2 nd	1:08.22.00



NEW ZEALAND JUNIOR CHAMPIONSHIPS

19th – 21nd February 2016, Auckland,

BOYS 12 Years	1 st		2 nd		3 rd	
Abhinav Makam	50m Breast	35.71	200m IM	2.29.78	50m Free	28.44
	100m Fly	1.06.56	100m Breast	1.18.89	200m Breast	2.50.58
	50m Fly	29.91			100m Free	1.01.40
Jacob Wong Woo	100m Breast	1.18.58	50m Breast	35.81		
			200m Breast	2.50.05		
Andy Cheon			100m Back	1.10.51	200m Back	2.30.78
			200m Fly	2.39.00		
Jourdan Klink					100m Back	1.10.72
11 Years	1 st		2 nd		3 rd	
Johnson Li					50m Breast	40.03
Hugo Batchelor					100m Fly	1.13.60
10 Years/Under	1 st		2 nd		3 rd	
Alexander Wilson			200m Breast	3.19.11	50m Breast	42.24
			100m Breast	1.33.27		
GIRLS 12 Years	1 st		2 nd		3 rd	
Alice Waldow	400m IM	5.32.05	200m Back	2.30.08		
	50m Back	32.31	100m Free	1.01.88		
	100m Fly	1.08.22				
	100m Back	1.09.03				
	200m IM	2.34.50				
Aimie Crosbie			50m Free	28.70	200m IM	2.40.31
			50m Breast	35.96		
			100m Fly	1.09.49		
Marina Segedin	200m Breast	2.51.86	200m IM	2.35.47	50m Breast	36.31
			100m Breast	1.21.13		
Elodie Hilles-Brown					200m Breast	3.00.42
Sophie Shorter-Robinson					50m Back	32.87
11 Years	1 st		2 nd		3 rd	
Sain Bester			50m Breast	38.07	200m Breast	3.07.28
Caitlin O'Reilly	100m Fly	1.13.91				
10 Years	1 st		2 nd		3 rd	
Melissa Cowen					50m Back	37.34
Bianca Van Zyl	200m Back	2.50.08	50m Fly	35.46	100m Back	1.23.12
			100m Fly	1.23.42		

--	--	--	--	--	--	--

Regional Relays	1 st		2 nd		3 rd	
12 & Under Boys	4 x 50 Free	1.55.76				
12 & Under Boys	4 x 50 IM	2.06.59				
12 & Under Girls	4 x 50 Free	1.56.38				
12 & Under Girls	4 x 50 IM	2.09.32				

2016 NEW ZEALAND DIVISION 2 COMPETITION

9th – 12th March 2016, Invercargill

MALE	1 st	2 nd	3 rd
Bede Aitu 14yrs	200m Back 2.25.07	50m Fly 29.71	200m Breast 2.48.34
	100m Breast 1.17.76		
	200m IM 2.27.01		
	100m Back 1.07.70		
	50m Back 30.91		
	400m IM 5.21.81		
	100m Fly 1.07.88		
Liam Grozev 15 yrs		200m Back 2.29.59	400m IM 5.31.20
		100m Back 1.10.37	1500m Free 19.25.13
Tiernan Keane 15 yrs			50m Fly 30.61
			50m Free 27.42
Brady Gould 17yrs		1500m Free 18.46.03	400m Free 4.43.71
Isaiah Gepiga 16 yrs	200m Free 2.05.03	100m Back 1.06.70	50m Back 31.29
	100m Free 56.18		
	50m Free 25.86		
Thomas Morriss 14 yrs			100m Free 1.00.24
			100m Fly 1.09.46
Adam Curtis 15 yrs		100m Free 59.53	
Joshua Sampson 14 yrs		200m Breast 2.48.33	
Owen Zheng 15 yrs			200m Breast 2.57.98
FEMALE	1 st	2 nd	3 rd
Samara Shore 14 yrs		200m Back 2.35.03	
		100m Back 1.12.52	
Sera Bickers 13 yrs	100m Breast 1.23.99	200m Breast 3.04.45	
	50m Breast 37.75		
Alice Segedin 14 yrs	100m Breast 1.21.93	50m Breast 37.68	
		50m Free 28.67	
Madi Swney 15 yrs	200m Breast 3.07.45		
Caitlin Ashby 14 yrs		400m IM 5.49.57	
RELAYS	1 st	2 nd	3 rd
United 13-14 yrs Girls	4 x 50 Free 2.03.05		
	5 x 50 IM 2.18.78		
Coast 13-14 yrs Girls		4 x 50 Free 2.07.16	2 x 50 IM 2.21.88
United 13-14 yrs Girls	2 x 50 IM 2.17.78		
Coast 13-14 yrs Girls			2 x 50 IM 2.21.88
Coast 15 & Over Boys		4 x 50 Free 1.50.88	
CCY Mixed 14 & Under		4 x 50 Free 1.57.66	
ASA 13-14 Boys			4 x 50 Free 1.52.82
ASA 15 & Over	4 x 50 IM 2.02.37	4 x 50 Free 1.49.54	
ASA 13-14 Girls			4 x 50 IM 2.14.61



NEW ZEALAND OPEN CHAMPIONSHIPS

28th Mar – 01st April, Auckland

MALE	1 st	2 nd	3 rd
Shaun Burnett	200 Fly		
Max Polianski		200 Fly	200 IM
Glenn Snyders	50 Breast		
	200 Breast		
	100 Breast		
Mitchell Donaldson		200 IM	200 Free
Corneille Coetzee		50 Back	200 Back
		100 Back	
Finn Kennard-Campbell			50 Back
Nielsen Varoy		50 Free	50 Fly
			5
Andy McMillan		100 Fly	
Wilrich Coetzee	100 Back		100 Fly
Jackson Cropp		200 Back	100 Back
FEMALE	1 st	2 nd	3 rd
Helena Gasson	100 Fly	200 Fly	
	50 Fly		
	400 IM		
Yeonsu Lee			200 Fly
			400 IM
Ellie Eastwood	200 Breast	100 Breast	50 Breast
Lauren Boyle	800 Free		
	400 Free		
Monique King	1500 Free		800 Free
			400 Free
Georgia Marris	200 Free	100 Fly	
Laura Quilter	100 Free	50 Free	200 Free
		50 Fly	
Gabrielle Fa'amausili	50 Back		
	50 Free		
	100 Back		
Millie Macdonald		200 Breast	
Chloe Francis	200 IM		
Mary Tate			200 IM
Hayley Edmond			50 Free
Annabelle Paterson		200 Back	
Sophie Wotherspoon			200 Back
RELAYS	1 st	2 nd	3 rd
Men			4 x 100 Medley
Womens	4 x 100 Medley	4 x 100 Free 4 x 200 Free	

NEW ZEALAND AGE GROUP CHAMPIONSHIPS

18th April – 22nd April 2016, Wellington

MALE 17/18 Years	1 st		2 nd		3 rd	
Wilrich Coetzee	200m IM	2.04.43	200m Free	1.55.79		
	100m Back	56.88	50m Fly	25.28		
	400m IM	4.30.98	50m Breast	29.33		
	100m Fly	55.03	100m Free	52.20		
	200m Fly	2.04.48				
	50m Back	26.78				
Tom Moulder			400m Free	4.05.71	200m Free	1.56.17
			1500m Free	16.21.02		
Max Kennedy-Till					100m Breast	1.06.62
					200m Breast	2.25.03
					200m Back	2.11.33
Kane Follows	100m Back	58.31			50m Back	27.77
	200m Back	2.04.63				
Jack Anderson			200m Back	2.09.06	100m Back	59.62
			50m Back	27.30		
Josh McCormack-Goeth			100m Fly	58.32		
Taine Johnston					100m Fly	58.38
16 Years	1 st		2 nd		3 rd	
Finn Kennard-Campbell	100m Back	57.57	50m Fly	25.86	200m Back	2.10.61
	50m Back	26.86	50m Free	24.40		
Callum Prime	200m IM	2.07.76	400m IM	4.37.03	50m Breast	30.67
	50m Free	24.55	100m Free	53.26	50m Back	27.89
Flynn Jones			200m Back	2.10.25	200m IM	2.11.19
					400m IM	4.44.81
Jason Churches	200m Back	2.07.41	100m Back	59.13		
			50m Back	27.38		
15 Years	1 st		2 nd		3 rd	
Sebastien Priscott			200m Free	2.00.84		
			400m Free	4.15.70		
			1500m Free	17.06.03		
Jonte Wright			50m Breast	31.97	100m Breast	1.10.82
					200m Breast	2.35.79
14 Years	1 st		2 nd		3 rd	
Ikko Shibuya	400m Free	4.17.96	200m Free	2.00.60	200m IM	2.19.37
			50m Fly	26.72	100m Free	54.72
			50m Free	24.93		
			100m Fly	59.12		
Matthew Holder			100m Breast	1.07.99		
			50m Breast	30.66		
			200m Breast	2.32.29		

Bailey Wang			200m IM	2.17.49	100m Breast	1.09.88
			1500m Free	17.19.94	400m IM	4.55.77
George Smith	100m Fly	58.80	100m Free	54.50	50m Fly	26.91
					50m Free	24.98
					200m Fly	2.19.63
Jonathan Selman	50m Back	28.64	100m Back	1.00.97	200m Back	2.16.46
Cole Price					50m Breast	32.28
					200m Breast	2.33.71
Patrick Makgill			400m IM	4.53.89		
Jarod Kropp					50m Back	29.34
13 Years	1st		2nd		3rd	
Ra'eez Warley	200m Free	2.05.70	100m Free	58.12	50m Fly	28.56
	100m Back	1.02.13			50m Free	26.78
	200m Back	2.14.49			100m Fly	1.02.65
	50m Back	29.53				
Sungju Kim	100m Breast	1.09.80	100m Back	1.04.54		
	50m Breast	33.58	400m IM	4.56.15		
	200m Breast	2.31.18	200m Back	2.24.67		
	1500m Free	17.39.34				
Hunter Garrod	200m IM	2.18.95	200m Breast	2.37.51	50m Breast	34.00
	400m IM	4.55.92	200m Fly	2.27.39	100m Breast	1.13.74
Samuel Poching					100m Back	1.05.71
FEMALE 17/18 Years	1st		2nd		3rd	
Yeonsu Lee	200m Free	2.04.26	400m IM	4.59.95	400m Free	4.27.24
	200m IM	2.20.59	50m Free	26.73		
	100m Free	57.84				
	100m Fly	1.01.99				
	200m Fly	2.19.40				
Annabelle Paterson	200m Back	2.14.30	400m Free	4.23.69	200m Free	2.05.21
			100m Free	58.63	100m Back	1.05.05
Millie Macdonal	100m Breast	1.12.35			200m IM	2.23.86
	200m Back	2.38.61			50m Back	34.15
Mary Tate			100m Breast	1.14.43	200m Back	2.40.49
			200m IM	2.20.88		
			50m Back	34.03		
Kelsi Boocock	100m Back	1.03.21	200m Back	2.15.45		
Emma Godwim	50m Back	29.94	100m Back	1.03.81	50m Free	26.88
					200m Back	2.18.09
16 Years	1st		2nd		3rd	
Lucy Agnew			200m Back	2.18.37	200m Free	2.07.50
					100m Back	1.054.46
					100m Free	59.62
Gabrielle Fa'amausili	50m Fly	27.93				
	100m Back	1.00.76				
	50m Free	25.65				

	200m Back	2.15.56				
	100m Free	57.05				
	50m Back	28.95				
Jacey Cropp					400m IM	5.10.31
					200m Fly	2.24.83
Simone Lusby			100m Back	1.05.14		
			50m Back	30.21		
Katherine Grozev					50m Back	31.20
15 Years	1st		2nd		3rd	
Madeline Falconer	50m Free	26.65			200m Free	2.07.89
	100m Free	57.68				
Ellie Eastwood	200m Back	2.38.21	100m Breast	1.13.36	400m IM	5.03.16
					50m Back	33.91
Gena Galloway			50m Fly	28.66		
			100m Back	1.05.03		
			50m Back	30.35		
Greta Agnew	100m Back	1.04.73			50m Fly	28.85
	200m Back	2.17.48			50m Back	30.84
Tori McTeigue			100m Fly	1.03.63		
Kyla Alexander	50m Back	30.27				
14 Years	1st		2nd		3rd	
Emma Moriaty	100m Breast	1.17.30				
	50m Back	35.99				
Emily Doughty			100m Breast	1.17.76		
			50m Back	36.08		
Imogen Rodgers	100m Back	1.05.24	200m Back	2.22.33		
	50m Back	30.74				
Allegra Zacest			100m Back	1.06.78		
			50m Back	31.39		
Sinead Kelly					50m Back	31.99

13 Years	1st		2nd		3rd	
Bearna Crawford					100m Breast	1.17.18
					400m IM	5.21.87
					200m IM	2.31.08
					50m Back	35.88
					200m Back	2.45.65
					100m Fly	1.07.98
Alice Waldow	50m Fly	29.87	50m Back	31.61		
	100m Fly	1.07.91				
Amie Crosbie			50m Fly	30.29		

Relays	1 st		2 nd		3 rd	
15/under Male ASA			4 x 100 Free	3.47.32		
15/under Female ASA					4 x 100 IM	4.32.34
16/over Male NSS A	4 x 100 Free	3.34.88				
	4 x 200 Free	7.52.87				
	4 x 100 IM	3.53.27				
16/over Male NSS B					4 x 100 IM	3.58.52
16/over Female UNI	4 x 200 Free	8.33.34				
	4 x 100 Free	3.55.09				
	4 x 100 IM	4.19.61				
16/over Female NSSA			4 x 200 Free	8.34.78		
			4 x 100 Free	3.58.10		
			4 x 100 IM	4.23.15		
16/over Female UNIB					4 x 100 Free	4.01.51
					4 x 100 IM	4.23.95



2015/2016 NEW ZEALAND REPRESENTATIVES

(Aucklanders Selected for NZ Representative Teams and Camps)

2015 SAL State Teams
Age Short Course
23-28 September,
Canberra

Swimmers

Greta Agnew
Kyla Alexander
Kaylee Jackson
Sinead Kelly
Emma Moriarty

Jack Kelleher
Jordan Wilson
Lucy Agnew
Gabrielle Fa'amausili
Yeonsu Lee
Simone Lusby
Mary Tate
Jason Churches
Tom Moulder
Koene Smit

Coaching Team

Igor Polianski
Cameron Stanley

Team Manager

Toni Bayliffe

2016 Georgina Hope
Foundation Australian
Age Championships
28 March - 4 April
2016. Adelaide,
Australia

Swimmer

Madeline Falconer

11th Oceania
Championships
Fiji 20th – 25th June
2016

Pool

Annabelle Paterson
Carina Doyle
Chloe Francis
Ellie Eastwood
Gabrielle Fa'amausili
Hayley Edmond*
Jacey Cropp
Mary Tate
Millie MacDonald
Monique King
Yeonsu Lee

Corneille Coetzee
David Van Der Star
Jackson Cropp
Jacob Garrod
Jonathan Rutter
Wilrich Coetzee

Open Water

Jackson Dawson

Staff

Toni Bayliffe
Thomas Ansorg
Igor Polianski

Team Manager
Team Coach
Team Coach



Technical Officials

John West
Jo Davidson

**2016 FINA World
Junior Open Water
Championships**

*16 - 18 July 2016.
Hoorn, Netherlands*

Swimmer
Jackson Dawson

Coach
Gwen Ryan



2015/2016 MEET PROFILES

2015 Auckland Relays Distance & Reverse Distance Championships	
27 th June 2015	West Wave Aquatic Centre Henderson
Meet Co-ordinator	Event Managers
Entries: Relays 221	Swimmers: 394
2015 Auckland Winter Championships	
17 th – 19 th July 2015	West Wave Aquatic Centre Henderson
Meet Co-ordinator	Event Managers
Entries: 2212	Swimmers: 422
2015 SNZ Age Group Short Course & Open Champs	
11 th August – 15 th August 2015	Auckland
Auckland Team Manager	Toni Bayliffe
AK Entries: 884	Swimmers: 185
2013 Auckland Junior Invitational	
27 nd - 29 th November 2015	West Wave Aquatic Centre Henderson
Meet Co-ordinator	Event Managers
Entries: 2579	Swimmers: 460
2013 Auckland Age Group Invitational	
18 th – 20 th December 2015	West Wave Aquatic Centre
Meet Co-ordinator	Event Managers
Entries: 2457	Swimmers: 420
2016 SNZ Open Water Championships	
9 th – 10 th January 2016	Lake Taupo
AK Entries: 24	Swimmers: 21
2016 Anthony Mosse Classic	
22 rd – 24 th January 2016	West Wave Aquatic Centre Henderson
Meet Co-ordinator	Event Managers
Entries: 3105	Swimmers: 517
2016 SNZ Zonal Championships	
13 th February – 13 th February 2016	Auckland
Auckland Team Manager	Dan Fiest
	Swimmers: 34
2016 SNZ Junior Age Championships	
19 th – 21 st February 2016	Auckland
Auckland Team Manager	Toni Bayliffe
AK Entries: 531	Swimmers: 124
2015 Auckland Open Championships	
3 rd – 6 th March 2016	West Wave Aquatic Centre Henderson
Meet Co-ordinator	Event Managers
Entries: 620	Swimmers: 184
2016 SNZ Division II Competition	
9 th March – 12 th March 2016	Invercargill
Auckland Team Manager	Fiona Ashby
Individual Entries: 163	Swimmers: 27
2016 SNZ Open Championships	
28 th March – 1 st April 2016	Auckland
Auckland Team Manager	Toni Bayliffe
Entries: 330	Swimmers: 99
2016 SNZ Age Group Championships	
18 th April – 22 nd April 2016	Wellington
Auckland Team Manager	Wilem Coetzee
AK Entries: 769	Swimmers: 138

Auckland Swimming Association Inc.

Financial Statements

For the year ended 30 April 2016

.

Auckland Swimming Association Inc.

Financial Statements

For the year ended 30 April 2016

Contents	Page
Entity Information	2
Auditors' Report	3-4
Statement of Service Performance	5
Balance Sheet	6
Statement of Profit and Loss	7
Statement of Movements in General Funds	8
Statement of Cash Flows	9
Notes to the Financial Statements	10-12
Depreciation Schedule	Appendix

Auckland Swimming Association Inc.

Entity Information

Legal Name of Entity	Auckland Swimming Association Inc.
Type of Entity	Incorporated Society
Registration Number	919040
Mission Statement	To act as the controlling authority for Swimming New Zealand in Auckland including arranging, controlling and managing competitive meets and Association Championship races for swimmers and to exercise all the privileges delegated by the rules of Swimming New Zealand.
Board Members	Willem Coetzee (Elected Board Member and Chairperson) Sandra Burrows (Elected Board Member and Vice Chairperson) Claudia Hill (Elected Board Member) Gwen Ryan (Elected Board Member)
Address	Douglas Track Building – Trust Arena Central Park Drive Henderson AUCKLAND
Auditors	HLB Mann Judd Level 6 57 Symonds Street AUCKLAND

**INDEPENDENT AUDITOR'S REPORT
TO THE AUCKLAND SWIMMING ASSOCIATION INC****Report on the Financial Statements**

We have audited the financial statements of Auckland Swimming Association Inc on pages 6 to 12, which comprises the balance sheet as at 30 April 2016, the statement of profit and loss statement of movements in general funds and statement of cash flows for the year then ended, and a summary of significant accounting policies and other explanatory information.

This report is made solely to the members of the association, as a body. Our audit has been undertaken so that we might state to the members those matters we are required to state to them in an auditor's report and for no other purpose. To the fullest extent permitted by law, we do not accept or assume responsibility to anyone other than the members as a body, for our audit work, for this report, or for the opinions we have formed.

Board members' Responsibilities for the Financial Statements

The Board members are responsible for the preparation of financial statements in accordance with generally accepted accounting practice in New Zealand and that give a true and fair view of the matters to which they relate, and for such internal control as the board members determine is necessary to enable the preparation of financial statements that are free from material misstatement, whether due to fraud or error.

Auditor's Responsibilities

Our responsibility is to express an opinion on these financial statements based on our audit. We conducted our audit in accordance with International Standards on Auditing (New Zealand). Those standards require that we comply with ethical requirements and plan and perform the audit to obtain reasonable assurance about whether the financial statements are free from material misstatement.

An audit involves performing procedures to obtain audit evidence about the amounts and disclosures in the financial statements. The procedures selected depend on the auditor's judgement, including the assessment of the risks of material misstatement of the financial statements, whether due to fraud or error. In making those risk assessments, the auditor considers internal control relevant to the entity's preparation of financial statements that give a true and fair view of the matters to which they relate in order to design audit procedures that are appropriate in the circumstances, but not for the purpose of expressing an opinion on the effectiveness of the entity's internal control. An audit also includes evaluating the appropriateness of accounting policies used and the reasonableness of accounting estimates, as well as evaluating the presentation of the financial statements.

We believe that the audit evidence we have obtained is sufficient and appropriate to provide a basis for our audit opinion.

Other than in our capacity as auditor we have no relationship with, or interests in, Auckland Swimming Association Inc.

Basis for Qualified Opinion

Cash donations, grants and sponsorships are a source of income for Auckland Swimming Association Inc. The Association has determined that it is impracticable to establish control over the collection of cash grants, donations and sponsorships prior to entry into its financial records. Accordingly, as the evidence available to us regarding income from this source was limited, our audit procedures with respect to cash donation, grants and sponsorships had to be restricted to the amounts recorded in the financial records. We therefore are unable to express an opinion whether cash donations, grants and sponsorships Auckland Swimming Association Inc has recorded are complete.

Qualified Opinion

In our opinion, except for the possible effects of the matter described in the Basis for Qualified Opinion paragraph, the financial statements on pages 6 to 12 present fairly, in all material respects the financial position of Auckland Swimming Association Inc as at 30 April 2016, its financial performance and cash flows for the year ended on that date in accordance with generally accepted accounting practice in New Zealand.

Emphasis of Matter

We draw attention to Note 8 to the financial statements which describe the uncertainty related to the going concern assumption. The financial statements were prepared on a going concern basis, the validity of which depends on the continued financial support of grant and funding organisations to cover its operating expenses. However funding going forward has no certainty attached to it. If this financial support is not forthcoming, there would be uncertainty as to whether the Association will be able to pay its debts as and when they fall due and payable, therefore the going concern concept may be invalid and provisions would have to be made for any loss on realisation of the Association's assets. Our opinion is not qualified in respect of this matter

Report on Other Legal and Regulatory Requirements

We have obtained all the information and explanations we have required. In our opinion proper accounting records have been kept by Auckland Swimming Association Inc as far as appears from our examination of those records.



HLB Mann Judd
3 August 2016
Chartered Accountants
Auckland, New Zealand

Auckland Swimming Association Inc.

Statement of Service Performance

For the year ended 30 April 2016

Description of the Entity's Outcomes

Arrange, control and manage competitive Meets and Association Championship races for swimmers.

Description and Quantification of the Entity's Outputs	2016	2015
ASA Championship Meets held	6	6
Competitors at the Meets held	2,871	3,045
ASA Clubs	15	14
ASA Club Members	1,659	1,865

Additional Information

"All pumped for the Auckland Swimming Association Level 3 Swim Meet racing for my Club Coast! #coastwinclub #paraswimming" – *Meets participant Jaden Movold at Millennium Institute of Sport and Health on Facebook*

"Competition: This is why we exist - our athletes love to compete but for them to do so involves support, time and effort from many people. Long before an event starts countless hours have already been contributed by many people who have considered the format for the swimming races, organised a group of club representatives to ensure duties are covered for the entire competition, arranged the officials appropriately and have checked that the automatic operating equipment is functioning accordingly. And then the meet starts.....None of this would be possible without the work and effort of the volunteers who make the delivery of our sport possible. We thank every one of you for all that you do. Whether as an official or as one of the many people who are required to make an event run effectively we invite and encourage you to make yourself available to participate and fill one of the many functions which are necessary to the smooth and effective running of the sport." – <http://www.aksxim.co.nz/Competition.html>

Auckland Swimming Association Inc.

Balance Sheet

As at 30 April 2016

	Notes	2016 \$	2015 \$
Current Assets			
Cash at bank	3	133,955	99,208
Accounts receivable		<u>13,645</u>	<u>5,263</u>
		147,600	104,471
Non-Current Assets			
Fixed assets	2	<u>98,104</u>	<u>110,849</u>
Total Assets		245,704	215,320
Current Liabilities			
Accounts payable		40,026	74,140
GST payable		<u>17,325</u>	<u>2,856</u>
Total Liabilities		<u>57,351</u>	<u>76,996</u>
Net Assets		<u>188,353</u>	<u>138,324</u>
General Funds			
Accumulated Surplus		<u>188,353</u>	<u>138,324</u>


Chair

3.8.16
Date


Board Member

3.8.16
Date



The accompanying notes form part of these financial statements.

Ross Pauling & Partners Ltd
Chartered Accountants

Auckland Swimming Association Inc.

Statement of Profit and Loss

For the year ended 30 April 2016

	Notes	2016 \$	2015 \$
Operating Income	4	292,894	259,472
Operating Expenses	5	242,865	239,531
Net Profit		<u>50,029</u>	<u>19,941</u>



The accompanying notes form part of these financial statements.

Ross Pauling & Partners Ltd
Chartered Accountants

Auckland Swimming Association Inc.

Statement of Movements in General Funds

For the year ended 30 April 2016

	2016	2015
	\$	\$
General Funds at start of period	138,324	118,383
Net Profit for the period	50,029	19,941
General Funds at end of period	<u>188,353</u>	<u>138,324</u>



The accompanying notes form part of these financial statements.

Ross Pauling & Partners Ltd
Chartered Accountants

Auckland Swimming Association Inc.

Statement of Cash Flows

For the year ended 30 April 2016

	2016 \$	2015 \$
<i>Cash Flows from Operating Activities</i>		
Cash was received from:		
Donations, grants, entries and other similar receipts	282,083	265,676
Interest receipts	2,430	4,338
Net GST	14,469	-6,255
Cash was applied to:		
Payments to suppliers and employees	-237,033	-219,434
Net Cash Flows from Operating Activities	<u>61,949</u>	<u>44,325</u>
<i>Cash Flows from Investing and Financing Activities</i>		
Cash was received from:		
Receipts from sale of plant and equipment	2,948	-
Cash was applied to:		
Payments to acquire plant and equipment	-30,150	-29,638
Net Cash Flows from Investing and Financing Activities	<u>-27,202</u>	<u>-29,638</u>
Net Increase / (Decrease) in Cash	34,747	14,687
Opening Cash	99,208	84,521
Closing Cash	<u>133,955</u>	<u>99,208</u>
This is represented by:		
Cash at Bank	<u>133,955</u>	<u>99,208</u>



The accompanying notes form part of these financial statements.

Ross Pauling & Partners Ltd
Chartered Accountants

Auckland Swimming Association Inc.

Notes to the Financial Statements

For the year ended 30 April 2016

1. Statement of Accounting Policies

These are the financial statements of Auckland Swimming Association Inc. which is an incorporated society established under the Incorporated Societies Act 1908.

Basis of Preparation

Auckland Swimming Association Inc. has elected to apply Public Benefit Entity Simple Format Reporting – Accrual (Not-For-Profit) (PBE SFR-A (NFP) Entities as established by the External Reporting Board (XRB). This is on the basis that it does not have public accountability and has total annual expenses equal to or less than \$2,000,000 for the last two annual reporting periods. All transactions in the Statement of Profit & Loss are reported using the accrual basis of accounting. The Statement of Profit & Loss is prepared under the assumption that the society will continue to operate as a going concern in the foreseeable future.

Historical Cost

The financial statements have been prepared on a historical cost basis.

Fixed Assets

Fixed assets are included at cost less aggregate depreciation provided at the maximum rates allowed by the Inland Revenue Department. Fixed assets that are leased under a specified lease for the purposes of the Income Tax Legislation are capitalised and depreciated. The depreciation rates used are shown in the Depreciation Schedule.

Income Tax

The Association is deemed to be an amateur sports promoter by Inland Revenue and has been granted exemption from paying Income Tax under the Income Tax Act 2007.

Bank Accounts and Cash

Bank accounts and cash in the Statement of Cash Flows comprise cash balances and bank balances (including short term deposits) with original maturities of 90 days or less.

Goods and Services Tax

The Statement of Profit and Loss has been prepared on a GST exclusive basis. All items in the Balance Sheet are stated exclusive of GST with the exception of receivables and payables which include GST.

Accounts Receivable

Accounts receivable are stated at estimated realisable value after providing against debts for which collection is considered doubtful.

Grants

Grants received are included in operating income. If particular conditions are attached to a grant that would require it to be repaid if these conditions are not met, then the grant is recorded as a liability until the conditions are satisfied.

Changes in Accounting Policies

There have been no specific changes in accounting policies and they have been applied on a consistent basis with those of the previous period.



Ross Pauling & Partners Ltd
Chartered Accountants

Auckland Swimming Association Inc.

Notes to the Financial Statements

For the year ended 30 April 2016

	Cost	2016 Accum. Depn.	Book Value	Depreciation
2. Fixed Assets	\$	\$	\$	\$
Property plant & equipment	<u>481,849</u>	<u>383,745</u>	<u>98,104</u>	<u>39,953</u>

	Cost	2015 Accum. Depn.	Book Value	Depreciation
	\$	\$	\$	\$
Property plant & equipment	<u>460,792</u>	<u>349,943</u>	<u>110,849</u>	<u>39,444</u>

A condition attached to some of the funding of the score board screen, cost price of \$205,850, included in the fixed asset register above is that it is to remain at the Westwave Aquatic Centre, Henderson, Auckland. The book value of the score board screen at balance date is \$15,439 (2015 \$36,024).

	2016	2015
3. Cash at Bank	\$	\$
ASB Bank Limited	35	34
ASB Bank Limited current account	95,779	-3,996
ASB Bank Limited savings account	<u>4</u>	<u>32,120</u>
	95,818	28,158
ANZ Banking Group Limited		
ANZ Banking Group Limited term deposits	<u>38,137</u>	<u>71,050</u>
Total	<u>133,955</u>	<u>99,208</u>

Funds held in the Savings account of \$4 (2015: \$32,120) consist of Grants received in advance of \$3 (2015: \$15,045) and monies held in trust for Swimming NZ of \$1 (2015: \$17,075).

4. Operating Revenues		
Donations/Grants/Entries	291,073	255,266
Interest received	<u>1,821</u>	<u>4,206</u>
	<u>292,894</u>	<u>259,472</u>

5. Operating Expenses		
Include:		
Audit fee	3,235	2,500
Depreciation	39,953	39,444
Lease photocopier	6,451	5,467
Rent	<u>5,559</u>	<u>4,714</u>



Ross Pauling & Partners Ltd
Chartered Accountants

Auckland Swimming Association Inc.

Notes to the Financial Statements

For the year ended 30 April 2016

7.	Operating Lease Commitments	2016	2015
	a) Building Lease charges	\$	\$
	Current	5,322	318
	Non-Current	5,765	-
	Term	<u>11,087</u>	<u>318</u>
	b) Photocopier Lease charges		
	Current	6,588	5,742
	Non-Current	25,803	-
	Term	<u>32,391</u>	<u>5,742</u>
	Capital Commitments at 30 April	<u>Nil</u>	<u>Nil</u>
8.	Going Concern		
	The Association is dependent on the continuing financial support of grant and funding organisations to cover its operating expenses however funding going forward has no certainty attached to it. If this support is not forthcoming there would be uncertainty as to whether the Association will be able to continue as a going concern and therefore whether it will be able to pay its debts as and when they fall due and payable, if the Association is unable to continue in operational existence, and pay its debts as and when they fall due, adjustments may have to be made to reflect the situation that assets may need to be realised and liabilities extinguished, other than in the normal course of business and at amounts which they are currently recorded in the Balance Sheet.		
9.	Contingent Liabilities		
	Contingent Liabilities at 30 April	<u>Nil</u>	<u>Nil</u>
	The National Swimming Association changed its constitution, to the effect it would seek to impose potentially a governance structure over and even have the ability to levy individuals associations beneath it. There is the potential for a charge to be imposed on the Association and its effect on the financial statements cannot be quantified.		
10.	Related Parties		
	There are no related party transactions at year end (30 April 2015: \$Nil).		



Ross Pauling & Partners Ltd
Chartered Accountants

Auckland Swimming Association Inc

**Taxation Depreciation Schedule
For the Year Ended 30 April 2016**

	Private Use %	Date	Orig Cost	Open W.D.V	Add'ns (Sales)	Profit(Loss) on Sale	Dep Method	YTD Dep	Accum Depn	Close W.D.V
Property improvements										
A.O.D room alterations			2100	535			10.00 D	54	1619	481
			<u>2100</u>	<u>535</u>				<u>54</u>	<u>1619</u>	<u>481</u>
Computer equipment										
Compulink computer Admin			3325	1			48.00 D	1	3325	
Brother laser printer			2344				48.00 D		2344	
Administrators lap top		30/04/2016	2162	2		(2)	48.00 D			
Office software package			350				48.00 D		350	
HYTEK software			539				48.00 D		539	
HYTEK software - new TM license		30/04/2016	350				48.00 D			
Computer			1330	3			48.00 D	1	1328	2
Web site			4213	6			48.00 D	3	4210	3
Computers			4313	4			60.00 D	3	4312	1
Software and installation			1050	1			60.00 D	1	1050	
Computer			1539	5			60.00 D	3	1537	2
Lap top		30/04/2016	2018	19		(19)	60.00 D			
Omega software interface			1850	18			60.00 D	11	1843	7
Computer		30/04/2016	608	121		(121)	50.00 D			
Computer		30/04/2016	695	152		(152)	50.00 D			
Computer			1029	343			50.00 D	172	858	171
Server			1285	535			50.00 D	268	1018	267
Computer (2)			2530	2003			50.00 D	1002	1529	1001
Software licences			652	543			50.00 D	272	381	271
			<u>32183</u>	<u>3757</u>		<u>(293)</u>		<u>1737</u>	<u>24624</u>	<u>1727</u>
Furniture & fittings										
Cupboard			311	119			9.50 D	11	203	108
Filing cabinet			554	100			12.00 D	12	466	88
2 x chair trolleys			470	34			22.00 D	7	443	27
Cup trophy			985	625			10.00 D	63	423	562
			<u>2320</u>	<u>878</u>				<u>93</u>	<u>1535</u>	<u>785</u>
Technical/Technological										
200 new chairs			5200	339			20.00 D	68	4929	271
HL 1240 printer			689				48.00 D		689	
2 touch pad trolley frames			5260	343			20.00 D	69	4986	274
Lane rope reels			2575	17			20.00 D	3	2561	14
Touch buttons			3387	18			26.40 D	5	3374	13
3 Touch buttons			919	18			26.40 D	5	906	13
ARES 21 timing equipment			25711	436			26.40 D	115	25390	321
Starter timer units & wiring			19682	334			26.40 D	88	19436	246
ARES converter & cable			365	7			26.40 D	2	360	5
6 manual push buttons ex Aust			650	50			20.00 D	10	610	40
Timing system - standalone start			2918	93			26.40 D	25	2850	68
30 stopwatches - new			1493	1			48.00 D	1	1493	
Results stand			750	257			9.50 D	24	517	233
Storage reels for lane ropes			8080	2789			9.50 D	265	5556	2524
10 new lap counters			714	51			22.00 D	11	674	40
Storage reel and cover for storage			2740	986			9.50 D	94	1848	892
New starters stand			1644	649			9.50 D	62	1057	587
Omega starting blocks			27500	10739			9.50 D	1020	17781	9719
Stand for red buttons			1067	53			30.00 D	16	1030	37
6 push buttons			824	45			30.00 D	13	792	32
12 stop watches			700	37			30.00 D	11	674	26
Score board screen			205850	36024			10.00 P	20585	190411	15439
Starters stand			1932	766			12.00 D	92	1258	674
Lap counters (12)			988	211			22.00 D	46	823	165
Timing start blocks			50115	18940			25.00 D	4735	35910	14205
Push buttons			2015	814			25.00 D	204	1405	610
Starting blocks			5404	2185			25.00 D	546	3765	1639
Starting blocks			4599	1900			25.00 D	475	3174	1425
Thermal online printer			1344	281			40.00 D	112	1175	169
Plate for medals			1050	455			25.00 D	114	709	341
Plate for medals			2100	1033			25.00 D	258	1325	775
Computer for AOD room			1243	259			50.00 D	129	1113	130
Timing start blocks			5956	2512			25.00 D	628	4072	1884
Plate for medals			2270	984			25.00 D	246	1532	738
Touchpads x3			9783	7948			25.00 D	1987	3821	5962
Lane ropes			13412	11456			25.00 D	2864	4820	8592
Touchpads x1		22/05/2015	3261	2649	(2948)	298	25.00 D			
Touchpads x8		22/12/2015	30150		30150		25.00 D	3141	3141	27009
			<u>454338</u>	<u>105678</u>	<u>27202</u>	<u>298</u>		<u>38069</u>	<u>355967</u>	<u>95111</u>
Less disposals			9093							
			<u>481849</u>	<u>110849</u>	<u>27202</u>	<u>5</u>		<u>39953</u>	<u>383745</u>	<u>98104</u>

Auckland Swimming Association

P O Box 21-241
Henderson

Profit & Loss [Multi-Period] FY2017 BUDGETS

May 2016 To April 2017

Account Name	May	June	July	August	September	October	November	December	January	February	March	April	Total
Income													
Entries	\$9,000.00	\$9,000.00	\$9,000.00	\$9,000.00	\$9,000.00	\$9,000.00	\$9,000.00	\$9,000.00	\$9,000.00	\$9,000.00	\$9,000.00	\$9,000.00	\$108,000.00
Other meet income	\$1,250.00	\$1,250.00	\$1,250.00	\$1,250.00	\$1,250.00	\$1,250.00	\$1,250.00	\$1,250.00	\$1,250.00	\$1,250.00	\$1,250.00	\$1,250.00	\$15,000.00
Meets Donations and Grants			\$15,000.00		\$0.00	\$0.00		\$0.00	\$0.00	\$2,000.00	\$0.00	\$10,584.00	\$27,584.00
Sponsorship	\$500.00	\$500.00	\$500.00	\$500.00	\$500.00	\$500.00	\$500.00	\$500.00	\$500.00	\$500.00	\$500.00	\$500.00	\$6,000.00
Penalties/Non-Q, Scratchings	\$170.00	\$170.00	\$170.00	\$170.00	\$170.00	\$170.00	\$170.00	\$170.00	\$170.00	\$170.00	\$170.00	\$170.00	\$2,040.00
Hosting agreement	\$1,250.00	\$1,250.00	\$1,250.00	\$1,250.00	\$1,250.00	\$1,250.00	\$1,250.00	\$1,250.00	\$1,250.00	\$1,250.00	\$1,250.00	\$1,250.00	\$15,000.00
ASA Administration													\$0.00
Affiliation Fees (Clubs)	\$0.00	\$0.00	\$0.00	\$0.00	\$3,150.00	\$0.00	\$0.00	\$0.00	\$0.00	\$0.00	\$0.00	\$0.00	\$3,150.00
Registration Fees Individuals	\$1,000.00	\$1,000.00	\$30,000.00	\$6,000.00	\$5,000.00	\$1,000.00	\$1,000.00	\$1,000.00	\$1,000.00	\$1,000.00	\$1,000.00	\$1,000.00	\$50,000.00
Entry Levy - ASA Meets	\$1,650.00	\$1,650.00	\$1,650.00	\$1,650.00	\$1,650.00	\$1,650.00	\$1,650.00	\$1,650.00	\$1,650.00	\$1,650.00	\$1,650.00	\$1,650.00	\$19,800.00
Interest received	\$150.00	\$150.00	\$150.00	\$150.00	\$150.00	\$150.00	\$150.00	\$150.00	\$150.00	\$150.00	\$150.00	\$150.00	\$1,800.00
Transfers	\$375.00	\$375.00	\$375.00	\$375.00	\$375.00	\$375.00	\$375.00	\$375.00	\$375.00	\$375.00	\$375.00	\$375.00	\$4,500.00
Admin Donations and Grants	\$0.00	\$0.00	\$0.00	\$0.00	\$0.00	\$0.00	\$0.00	\$0.00	\$0.00	\$0.00	\$0.00	\$0.00	\$0.00
Merchandising	\$0.00	\$0.00	\$0.00	\$0.00	\$0.00	\$0.00	\$0.00	\$0.00	\$0.00	\$0.00	\$0.00	\$0.00	\$0.00
Equipment Funds													\$0.00
AOD levy	\$415.00	\$415.00	\$415.00	\$415.00	\$415.00	\$415.00	\$415.00	\$415.00	\$415.00	\$415.00	\$415.00	\$415.00	\$4,980.00
Other Income	\$0.00	\$0.00	\$0.00	\$0.00	\$0.00	\$0.00	\$0.00	\$0.00	\$0.00	\$0.00	\$0.00	\$0.00	\$0.00
Junior League	\$0.00	\$0.00	\$0.00	\$0.00	\$0.00	\$0.00	\$0.00	\$0.00	\$0.00	\$0.00	\$0.00	\$695.66	\$695.66
Total Income	\$15,760.00	\$15,760.00	\$59,760.00	\$20,760.00	\$22,910.00	\$15,760.00	\$15,760.00	\$15,760.00	\$15,760.00	\$17,760.00	\$15,760.00	\$27,039.66	\$258,549.66
Gross Profit	\$15,760.00	\$15,760.00	\$59,760.00	\$20,760.00	\$22,910.00	\$15,760.00	\$15,760.00	\$15,760.00	\$15,760.00	\$17,760.00	\$15,760.00	\$27,039.66	\$258,549.66
Expenses													
Meet Expenditure													
Team Manager expenses	\$0.00	\$0.00	\$0.00	\$0.00	\$400.00	\$0.00	\$43.48	\$0.00	\$0.00	\$150.00	\$600.00	\$1,500.00	\$2,693.48
Medals	\$0.00	\$1,200.00	\$0.00	\$1,200.00	\$0.00	\$1,200.00	\$1,200.00	\$2,000.00	\$2,000.00	\$1,200.00	\$1,200.00	\$0.00	\$10,000.00
Pool and Room Hire	\$1,666.67	\$1,666.67	\$1,666.67	\$1,666.67	\$1,666.67	\$1,666.67	\$1,666.67	\$1,666.67	\$1,666.67	\$1,666.67	\$1,666.67	\$1,666.67	\$20,000.04
Stationery	\$200.00	\$200.00	\$200.00	\$200.00	\$200.00	\$200.00	\$200.00	\$200.00	\$200.00	\$200.00	\$200.00	\$200.00	\$2,400.00
Equipment Hire	\$0.00	\$0.00	\$0.00	\$0.00	\$0.00	\$0.00	\$0.00	\$0.00	\$0.00	\$0.00	\$0.00	\$0.00	\$0.00
Meet Expenses	\$850.00	\$850.00	\$850.00	\$850.00	\$850.00	\$850.00	\$850.00	\$850.00	\$850.00	\$850.00	\$850.00	\$850.00	\$10,200.00
ASA Administration Expenditure													
General expenses	\$100.00	\$100.00	\$100.00	\$100.00	\$100.00	\$100.00	\$100.00	\$100.00	\$100.00	\$100.00	\$100.00	\$100.00	\$1,200.00
Insurance	\$330.00	\$330.00	\$330.00	\$330.00	\$330.00	\$330.00	\$330.00	\$330.00	\$330.00	\$330.00	\$330.00	\$330.00	\$3,960.00
Printing	\$166.67	\$166.67	\$166.67	\$166.67	\$166.67	\$166.67	\$166.67	\$166.67	\$166.67	\$166.67	\$166.67	\$166.67	\$2,000.04
Salary and PAYE	\$8,333.33	\$8,333.33	\$8,333.33	\$8,333.33	\$8,333.33	\$8,333.33	\$8,333.33	\$8,333.33	\$8,333.33	\$8,333.33	\$8,333.33	\$8,333.33	\$99,999.96
Holiday Pay	\$0.00	\$0.00	\$0.00	\$0.00	\$0.00	\$0.00	\$0.00	\$0.00	\$0.00	\$0.00	\$0.00	\$6,395.55	\$6,395.55
Reimbursement of Expenses	\$300.00	\$300.00	\$300.00	\$300.00	\$300.00	\$300.00	\$300.00	\$300.00	\$300.00	\$300.00	\$300.00	\$300.00	\$3,600.00
Telephone, Tolls & Internet	\$375.00	\$375.00	\$375.00	\$375.00	\$375.00	\$375.00	\$375.00	\$375.00	\$375.00	\$375.00	\$375.00	\$375.00	\$4,500.00
Photocopier Lease (Office)	\$549.00	\$549.00	\$549.00	\$549.00	\$549.00	\$549.00	\$549.00	\$549.00	\$549.00	\$549.00	\$549.00	\$549.00	\$6,588.00
Office Rent	\$443.48	\$443.48	\$443.48	\$443.48	\$443.48	\$443.48	\$443.48	\$443.48	\$443.48	\$443.48	\$443.48	\$443.48	\$5,321.76
Bank Fees	\$0.00	\$0.00	\$0.00	\$0.00	\$0.00	\$0.00	\$0.00	\$0.00	\$0.00	\$0.00	\$0.00	\$0.00	\$0.00
Website	\$57.00	\$57.00	\$57.00	\$107.00	\$57.00	\$57.00	\$57.00	\$57.00	\$57.00	\$57.00	\$57.00	\$57.00	\$734.00
Sports Awards	\$0.00	\$0.00	\$0.00	\$400.00	\$0.00	\$0.00	\$0.00	\$0.00	\$0.00	\$0.00	\$0.00	\$1,000.00	\$1,400.00
Auditor	\$250.00	\$250.00	\$250.00	\$250.00	\$250.00	\$250.00	\$250.00	\$250.00	\$250.00	\$250.00	\$250.00	\$250.00	\$3,000.00
Legal	\$250.00	\$250.00	\$250.00	\$250.00	\$250.00	\$250.00	\$250.00	\$250.00	\$250.00	\$250.00	\$250.00	\$250.00	\$3,000.00
ACC Levy	\$0.00	\$0.00	\$0.00	\$0.00	\$0.00	\$0.00	\$0.00	\$929.63	\$0.00	\$0.00	\$0.00	\$0.00	\$929.63
Accountancy Charges	\$420.00	\$420.00	\$420.00	\$420.00	\$420.00	\$420.00	\$420.00	\$420.00	\$420.00	\$420.00	\$420.00	\$420.00	\$5,040.00
MYOB	\$36.80	\$36.80	\$36.80	\$36.80	\$36.80	\$36.80	\$36.80	\$36.80	\$36.80	\$36.80	\$36.80	\$36.80	\$441.60
iPayroll Fees	\$60.00	\$60.00	\$60.00	\$60.00	\$60.00	\$60.00	\$60.00	\$60.00	\$60.00	\$60.00	\$60.00	\$60.00	\$720.00
Postage	\$25.00	\$25.00	\$25.00	\$25.00	\$25.00	\$25.00	\$25.00	\$25.00	\$25.00	\$25.00	\$25.00	\$25.00	\$300.00
Assets Under \$500	\$0.00	\$0.00	\$0.00	\$0.00	\$0.00	\$0.00	\$0.00	\$0.00	\$0.00	\$0.00	\$0.00	\$0.00	\$0.00
Computer Expenses	\$100.00	\$100.00	\$100.00	\$100.00	\$100.00	\$100.00	\$100.00	\$100.00	\$100.00	\$100.00	\$100.00	\$100.00	\$1,200.00
EO Expenses	\$100.00	\$100.00	\$100.00	\$100.00	\$100.00	\$100.00	\$100.00	\$100.00	\$100.00	\$100.00	\$100.00	\$100.00	\$1,200.00
Board Expenses	\$166.67	\$166.67	\$166.67	\$166.67	\$166.67	\$166.67	\$166.67	\$166.67	\$166.67	\$166.67	\$166.67	\$166.67	\$2,000.04
Technical Costs													\$0.00
Repairs and Maintenance	\$417.00	\$417.00	\$417.00	\$417.00	\$417.00	\$417.00	\$417.00	\$417.00	\$417.00	\$417.00	\$417.00	\$417.00	\$5,004.00
Depreciation of Assets	\$3,381.00	\$3,381.00	\$3,381.00	\$3,381.00	\$3,381.00	\$3,381.00	\$3,381.00	\$3,381.00	\$3,381.00	\$3,381.00	\$3,381.00	\$3,381.00	\$40,572.00
Other Expenses													\$0.00
Interest paid	\$0.00	\$0.00	\$0.00	\$0.00	\$0.00	\$0.00	\$0.00	\$0.00	\$0.00	\$0.00	\$0.00	\$0.00	\$0.00
Loss/(Profit) on Asset Dispos	\$0.00	\$0.00	\$0.00	\$0.00	\$0.00	\$0.00	\$0.00	\$0.00	\$0.00	\$0.00	\$0.00	\$0.00	\$0.00
Total Expenses	\$18,577.62	\$19,777.62	\$18,577.62	\$20,227.62	\$18,577.62	\$18,577.62	\$19,821.10	\$21,507.25	\$20,577.62	\$19,827.62	\$20,377.62	\$27,473.17	\$244,400.10
Operating Profit	(\$2,817.62)	(\$4,017.62)	\$41,182.38	\$532.38	\$3,932.38	(\$2,817.62)	(\$4,061.10)	(\$5,747.25)	(\$4,817.62)	(\$2,167.62)	(\$4,617.62)	(\$433.51)	\$14,149.56
Net Profit/(Loss)	(\$2,817.62)	(\$4,017.62)	\$41,182.38	\$532.38	\$3,932.38	(\$2,817.62)	(\$4,061.10)	(\$5,747.25)	(\$4,817.62)	(\$2,167.62)	(\$4,617.62)	(\$433.51)	\$14,149.56