

103rd ANNUAL GENERAL MEETING

of the
Auckland Swimming Association

Thursday 24th June 2010, 6.30pm
Sports House, North Harbour Sport, Stadium Drive, Albany

ASA SPONSORS 2009/2010

We sincerely thank all our sponsors
for their continued support



ASB Community Trust

Te Kaitiaki Putea o Tamaki o Tai Tokerau

supported by **ASB**



Lincoln Green

HOTEL & CONFERENCE CENTRE









Annual Report and Financial Statements 2009/2010

CONTENTS

Office Bearers	2
Life Members, Honours & Service Awards	3
Auckland Swimming Honours & Service Awards	4
New Zealand Swimming Honours & Service Awards	6
Reports	8
Chairman's Report	8
Executive Officer's Report	10
Club Membership	12
Registrar's Report	12
Trophies	14
Auckland Swimming Association Trophies 2009/2010	14
National & Regional Trophies 2009/2010 (held by Auckland or Aucklanders)	15
Records	16
New Zealand Swimming Records 2009/2010 (held by Auckland or Aucklanders)	16
Auckland Swimming Record Applications 2009/2010	18
Officials	18
Auckland Swimming Officials Qualifications 2009/2010	18
New Zealand Swimming Officials Qualifications 2009/2010	18
Auckland Swimming Championship Results	19
Auckland Relays (27 June 2009)	19
Auckland Winter Championships (22 – 23 August 2009)	20
Auckland Junior Age Group Championships (21 – 22 November 2009)	22
Auckland Senior Age Group Championships (3 – 5 December 2009)	24
Auckland Open Championships (14 – 15 February 2010)	27
New Zealand Swimming Championship Results	29
New Zealand Spring Short Course Championships, Christchurch (27 – 30 Sep 2009)	29
New Zealand Open Water Championships, Taupo (16 - 17 Jan 2010)	31
New Zealand Junior Championships, Hamilton, Wellington, Christchurch (20 – 21 Feb 2010)	31
New Zealand Age Group Championships, Christchurch (2 - 6 March 2010)	33
New Zealand Open Championships, Auckland (5 - 9 April 2010)	36
Representatives	38
Meet Profiles 2009/2010	40
Financial Statements	See Appendix
Association Directory	
Audit Report	
Statement of Financial Position	
Statement of Financial Performance	
Statement of Movements of Equity	
Notes to the Financial Statements	
Depreciation Schedule as at 30 April 2010	



OFFICE BEARERS 2009/2010

President	Andy Harper	
Chair	Andy Brown	
Vice-Chair	Teresa Stanley	
Executive Officer	Brian Palmer	
Registrar	Alison Fitch	
Elected Board Members	Gwen Ryan	Ken McEwan
	Suzanne Speer	Willem Coetzee
	Dominic Toomey	
Independent Board Members	Julie-Ann Mold	
Selectors	Jo Draisey	Julie Salt
	Alison Fitch	
Competitive Swim Group	Paul Kent	Scott Talbot
	Sheila Galloway (seconded)	Glenn Hamblyn (seconded)
	Alison Fitch (Registrar)	Dean Kent (swimmers rep)
	Helen Norfolk (swimmers rep)	
Events Management Group	Mike Knowles	Jo Draisey
	Rhys Simpson	Viti Flanagan
	Sam Caradus	
Technology Group	Cameron Blackburn	Jo Draisey
	Tim Draisey	
Technical Group	Andy Brown	Kristina Quintal
	Jill Vernon	Alan Draisey
	Craig Rouse	
ASA Championship Group	Julie Fonua	Jill Vernon
	Mike Knowles	Liz Davies
	Lisa Crene	Kristin Benson

LIFE MEMBERSHIP AND AWARDS COMMITTEE

Committee	Retires	Category
Andy Harper (Chair)	2010	Auckland Honours Award
Jan Fulton	2011	Auckland Service Award
Sandra Burrow	2012	Auckland Life Member
Vacant	2013	New Zealand Service Award (no one elected last AGM)
Jo Davidson	2014	New Zealand Service Award

ASA LIFE MEMBERS

John West		2006	NZSF Honours Award
Allan Green		2003	
Winifred Lawrence	MNZM	2001	* Memoriam
Mrs S Burrow		2000	NZSF Honours Award
Mr J Mace		1999	NZSF Honours Award
Mr W Martin		1998	
Mrs B Shaw		1992	* Memoriam NZSF Service Award
Mrs E Grimmer	NZM	1991	NZSF Service Award
Mr M Raymond		1991	* Memoriam NZSF Service Award
Mrs K Cormack		1988	NZSF Service Award
Mr E Barfoot		1984	* Memoriam
Mr D L Shaw	MNZM	1982	* Memoriam NZSF Honours Award (NZSF 1995)
Mr J Greenwood		1979	NZSF Service Award
Mr L R Reed		1979	* Memoriam NZSF Honours Award
Mr J A Cormack		1974	* Memoriam NZSF Honours Award
Mrs E C Williams		1974	* Memoriam NZSF Honours Award
Mr J H Vivian		1973	* Memoriam NZSF Honours Award
Mrs N M Williams	MBE	1972	NZSF Honours Award (NZSF 1988)
Mr M Franklin	MBE	1971	* Memoriam NZSF Honours Award
Mr W N Dalton		1970	* Memoriam NZSF Honours Award
Mr M A Shanahan	OBE	1968	* Memoriam NZSF Honours Award
Mr N Batchelor		1967	* Memoriam NZSF Honours Award
Mr C R Moore	MBE	1966	* Memoriam NZSF (NZSF 1957)
Mrs W M Bridson		1964	* Memoriam NZSF Honours Award
Miss E Tisley		1962	* Memoriam NZSF Honours Award
Mr C L Brown		1959	* Memoriam NZSF Honours Award
Mr B L Whineray		1959	* Memoriam NZSF Service Award
Mr R E Harding		1957	* Memoriam NZSF Honours Award (NZSF 1974)
Mr F W Grey		1954	* Memoriam NZSF Honours Award
Dr T H Pettit		1940	* Memoriam NZSF Service Award (NZSF 1974)
Mr J Enwright		1940	* Memoriam
Mr H Johnston		1940	* Memoriam
Mr L J Kenny		1940	* Memoriam
Mr J R Miller		1940	* Memoriam
Mr H W Moore		1940	* Memoriam
Mr D B Mulvihill		1940	* Memoriam
Mr E H Potter		1940	* Memoriam
Mr G Reid		1940	* Memoriam
Mr R M Sheffield		1940	* Memoriam

Honorary Member:

Mrs Josie Slack	2002
Mr C R A Williams	1986

NB: NZSF Service Award (instituted 1930)

NZSF Honours Award (instituted 1961)

Date alongside name is when granted Life Membership of New Zealand



ASA HONOURS AWARDS

2007	Ian Burrow, David McRae, Jan Fulton,
2006	Shirley McKay,
2005	Gary Fernandez, Theo van der Kraay
2004	David Jack, Ralph Lumsden
2003	A Harper
1999	L Smith, R Mudgway, J Goodwin, D Gear
1997	J Sibun, H Bowen, J Mace, A Green, S Bray, J West
1993	J Pearson, A Quinton
1990	A Meyle, A Brake
1986	W Lawrence, A Clow
1984	E Grimmer, M Raymond
1983	J Mazzoleni
1982	L McKenna, B Shaw
1981	W Petersen
1980	E Petersen
1978	B Wills, L Hubbers, A Hawkins, K Cormack
1977	B McKenna, R Reed, D L Shaw, E C Barfoot
1974	J Weaver
1972	M Cooper, J Cormack, L Reed
1971	H Vivian, J Greenwood
1968	B Simpson

ASA SERVICE AWARDS

2009	Robin Baddock, Carmel Dickson, Lisa Ingledew, Bernadette McEwan, Alison Curd
2007	Toni Bayliffe, Neil Williams, Andy Brown, Helen Price, Mike Knowles, Nick Blundell
2006	Mark Bone, Mark Saunders, Leigh Johns, Kevin Greenfield
2005	Carol Stoney, Donna Bouzaid, Ellen-Jane Waetford
2004	Jan Cameron, Sue Snyders, Julie Salt, Jane Hahn, Alan Draisey, Marilyn Sheehan, Barry Ryan, Jill Vernon
2003	M Roberts, B Boston, L Wati, D Jack, M Walker, W Jackson, P Gordon
2002	J Draisey, R Campey, L. Nancarrow
2001	J Parr, M Aperahama, W Peterson, T. Green, R Lumsden, P Castles
2000	E Foy, R Crighton, G Lee, M Foy, T Southan, J Thompson, B Lowrie, P Radley, G Sibun
1999	P Sutton, J Wright, G Ryan, L Erbs, S Humphrey, B Parr, D Aperahama, P Pritchard
1998	P Mahy, C King, J Sutcliffe, L Sheeran
1997	I Burrow, A McDonough, C Twine, T Rix-Trott, C Becroft, S Gough, D McRae, P Holland R Clarke
1996	A Taylor, J Fayerman, P Kelly, B Leef, N Glass, C Reed, S McCallum, A van der Kraay, K Mildon, D Mullin
1995	B Cole, J Fulton, W Wilson, T van der Kraay, M Pringle
1994	L Carter, G Fernandez, S McKay, A Harper, R Mudgway
1993	T Milich, A Smith, G Tuck
1992	G Swasbrook, M Bell, M Caskie

1991	D Olney, J Mason, J Goodwin
1990	J Sibun, A Green, P Smith, H Bowen
1989	A Pearce
1988	J Cox, A Foster, G Grant, G Rush, L Smith, P Bates, D Mahon
1987	B Olney, R Olney, J Bonney
1986	J McCaughan, H Hume, E Pratt, B Jeromsen, K Torrance, J Weldon, C Bright, D Bennett, J Mace
1985	A Wentink, S Bray, V King, J West
1984	D Kingsman, R Wood, A Brake, C Gallich, P Manning, F Holes, B Bridgman, L Pavlovich
1983	J Ross, A Quinton, W Keesing-Styles
1982	R Wallis, S Grahame, M Nolan, B Faulkner, S Brockenhuizen, J Williamson, B Bowles, D Wong, C Wells
1981	R West, A Graham
1980	W Gilchrist, D Gear, K Crocker
1979	R McIntosh, B Pope, A Meyle, G Knights, P Jenkins, F Collins
1978	G Breed, B Coutanche, J Whelan, R Smith, B Grant, B McKinstry
1977	P Thwaites, L Harvey, E Henry, E Idoine, J Sample, E Sheppard, R Sangster, J Partridge
1976	F Cleverdon, J Pearson, J Hogan, T Culpan, M Lye, J Main, W C Cleverdon, B Cunningham, N Culpan, L L Thompson, R S Dell
1975	J Dyer, G Elliott, J Glover, T Green, C C Kidd, A McGee, F Moseley, A Steel, D Wolff, Betty Potts, D Ramsay, V Potts
1974	F Arnold, A Clough, D Elliot, M Raymond, J Hendry, N McKay, E Grimmer, W Lawrence, N Kerkin, J Davies, T Trussler
1973	Mr Allen, I Higgs, K Blanchard, R Brady, J Mazzoleni, D Smith, E Bowles, E Kessling-Styles
1972	P Henry, J Higgs, T Ward, T Graham, B Arcus, A Spittal
1971	N Crawford, H van der Stock, G Johnson, D Bidwell, L McKenna, W Petersen
1970	M Gorman, D Ware, E Petersen, B Shaw, D Jarvis
1969	D W Reid, Z Holloway, I Lloyd, J McNally, D Wakeley, J Barfoot
1968	L Hubbers, B Thwaites, K Oliver, R Holloway
1967	C Brady, J Macrae, D Shaw, O Mortenson, B McKenna
1966	K Dickinson, A Phillips, W Martin, J Carney, D Busing, M Moyle
1965	D Haigh, A Alison, S Cooper, E Barfoot, R Reed, A Dingle
1964	R Chaplin, J Thomas, L D Blomfield, J Weaver, Vic Capper, A Hawkins
1963	T Roy, W Norman, A H Marshall, H Halliday, J Dobson, W Pervan, E Burke, G Wakeley, B Francevic, A Day, N Cox, K Cormack, M Warbrick, A Veart, R Greenwood, W K Brown, E Jones, W Dunsmore, R Wills, W Masson, N Williams, N Liddle
1962	H Liddle, J Cormack, T Kerr, M Cooper, W Harris, L Reed, J Jensen, M H Hodgson
1961	D Elder, J Dingle, J Nelson
1960	T King, J Greenwood
1959	W L Dalton, M A Shanahan, Faulconbridge
1958	F Hawke
1957	N Batchelor, Miss Todd, R Robb
1956	J Scholes
1953	J H Vivian, A D Bridon
1950	T C Morrison
1947	R E Harding



NZ SWIMMING LIFE MEMBERS

2009	John Mace
1995	D L Shaw * Memoriam
1988	Norma Williams
1974	R E Harding * Memoriam
1957	C R Moore * Memoriam
1950	H T Pettit * Memoriam
1900	R St. Claire * Memoriam

NZ SWIMMING HONOURS SERVICE AWARDS

2008	S Burrow
2003	John West
1999	John Mace
1993	W Lawrence * Memoriam
1988	D L Shaw * Memoriam
1986	M Raper * Memoriam
1979	L Reed * Memoriam
1978	J A Cormack * Memoriam
1976	N Williams
1976	H Vivian * Memoriam
1974	J Greenwood
1973	M A Shanahan, E Williams * Memoriam
1972	W Dalton * Memoriam
1970	W M Bridson * Memoriam
1961	T Harding, E Tisley * Memoriam
1960	F Grey * Memoriam

NZ SWIMMING SERVICE AWARDS

2009	David Jack
2008	Ian Burrow, Jo Draisey, Andy Harper, Gwen Ryan, Lyn Wati
2007	Jan Cameron, Donna Bouzaid, Judith Wright, Ralph Lumsden, Mark Bone
2005	Mark Saunders
2001	Jo Davidson
1999	J Goodwin, R Reed
1998	R Mudgway, A Green
1997	D Gear, K Mildon
1996	H Bowen
1993	J Mace
1992	J West
1991	S Bray, G Knights, R Wood
1986	A Brake
1985	B Shaw

1984	F Cleverdon, N Raymond
1983	J Mazzoleni
1982	E Grimmer
1981	E Keesing-Styles
1980	K Cormack
1979	E Barfoot
1978	G Martlew, L D McKenna
1977	W Lawrence
1975	D L Shaw
1974	J Weaver
1971	B McKenna
1970	M Cooper
1969	L Reed
1968	J Cormack
1967	E Jones
1966	N Williams
1965	J Dingle
1964	J Greenwood
1963	W Norman
1962	T King
1961	W L Dalton
1960	M A Shanahan
1959	W M Bridson, E C Williams, D D Graham, F J Hawke, R G Todd, B C Simpson
1958	H Vivian, N S Batchelor
1957	C Brown
1956	M Franklin, J Bower
1955	B Whineray, W J Gibbons
1950	A D Spring, E Maud
1947	R E Harding, P R Worden
1944	L J Kenny
1942	M Raper, A Rowlands
1941	Miss E Tisley, A Rowlands
1940	A Gardiner, H T Pettit
1939	C Rex-Moore, G F Bertrand, J R Miller, H Johnston, W Elwarth, W O Stockley
1938	F Grey, D Mulvhill
1935	T C Hobbs-Jones, D Saunders, G Reid
1934	R M Sheffield, H Moore
1933	E Johnston
1931	C E Barnard, L Brighton



CHAIRMAN'S REPORT 2010

The 2009-2010 year has been a rewarding one for Auckland Swimming. A busy competitive calendar saw many quality swim meets held throughout the region, culminating with the Commonwealth trials being held at Westwave in April.

Congratulations to all our swimmers for another excellent year of swimming. There have been fantastic results from our Level 3 swimmers right through to our national representatives. Auckland swimmers have fared well this year being selected for a number of national teams. In all 21 of our swimmers have been selected in national teams ranging from the XIX Commonwealth Games in New Delhi to the Youth Olympic Games in Singapore. A further 9 swimmers were unavailable for selection.

It is pleasing to say that through a number of new initiatives, a revamped competition format and much hard work by our indispensable volunteers, Auckland Swimming has had the combined effect of providing some stimulating, exciting and fun swimming competitions putting us in a stronger position financially than last year as a result. At the corresponding period in our annual cycle in 2009 the recession had shown its effect on organisations such as ours. The result being significantly reduced funding and we were facing an unknown period ahead with many questions to be answered.

Since adopting our Strategic Plan for the period 2009-2012 last year, we have made significant progress towards achieving our four goals, which are to Deliver Valued Services, Maximise our Profile, Provide Facilities and Equipment, Resource our Organisation.

The Delivery of Valued Services has been multi-faceted. The quality of the competitions has improved. Added to this, the 'fun factor' has increased. This is imperative if we are to retain swimmers in the competitive arena of our sport. There have been positive inroads made to enhance the experiences of our young swimmers. We have seen many new officials qualify for Timekeeping and Inspector of Turns. Progress has been made to further develop the systems in place to encourage and assist those wishing to further their qualification to the highest level. The combined Executive Groups of Auckland Swimming have functioned extremely well over the past year. There has been a sense of determination and purpose to ensure Auckland Swimming as a whole is receiving the highest quality competitive swimming environment that we are able to provide. It goes without saying that this process is an ongoing one.

Maximising our Profile during the past year could not be exemplified in any better way than by reference to the recent start of our Auckland Swimming League (ASL). I would say without hesitation this has been the most exciting of our new initiatives. The league concept was first brought to the Board by our Executive Officer, Brian Palmer. Brian worked tirelessly on developing and promoting the league concept, along with the myriad of other important tasks that accompany his position. Brian has worked countless unpaid hours to bring this magnificent event to fruition. It has been a most enjoyable and rewarding experience to be involved in, both as an official and a swimmer.

The remaining two Strategic Goals are not so prominent or obvious but are nevertheless fundamental to our organisation. The perennial issue of pool cost and lane space is an area that is most difficult to negotiate. The complexities at local government level surrounding the location of a proposed new pool complex on the North Shore are an indication of how difficult this area of operation is. Progress has been made towards



developing a more sustainable income stream for Auckland Swimming. Marketing and communication has improved significantly with the goal that this will provide a more sustainable revenue stream. This is nevertheless still a 'work in progress' situation.

In May 2009 Brian Palmer commenced as Auckland Swimming's Executive Officer. Brian had a vision for Auckland Swimming that appealed to the Board. Since taking up his position, Brian has worked tirelessly and well beyond what was expected to put that vision into action. The improved competition formats, the league, communication with clubs within our region and maintaining crucial contacts with other swimming organisations throughout the country have added a new dimension to Auckland Swimming. It has been a very productive year and the Board appreciates and applauds Brian's efforts and results. Tonia Wheeler, our part time administrator has also worked well above and beyond what is expected. Tonia is a vital part of our administration and along with Brian, has been a significant influence in the enhanced look of Auckland Swimming.

At the 2009 Annual General Meeting of Auckland Swimming Alison Fitch was successfully nominated to fill the role of Registrar. This position had been held by Norma Williams for many years and was a considerable undertaking by Alison. During the past year Alison has become an integral and valued member of the Board.

At the Swimming New Zealand Annual General Meeting in 2009, Dominic Toomey was elected onto the Board of Swimming New Zealand as well as being a member on the Board of Auckland Swimming. I have no doubts his contribution to both Boards has been invaluable. Alison was also recently appointed to the Swimming New Zealand Board and I am sure she will do herself proud there also.

I would like to pay tribute to the volunteers in our organisation. Our sport relies heavily on volunteers for everything from manning the entry doors to administrators and senior officials who control the meets. Without volunteers giving countless unpaid hours of support, swimming could not function.

I would like to conclude by expressing my thanks and appreciation to each member of the Auckland Swimming Board. We have a wonderful blend of experience in many different areas. It is a real pleasure to be involved with the board. We function extremely well as a group and the last year has been very rewarding. Ken McEwan has decided not to stand again for the Board. Ken is the past Chair and an incredibly valued contributor and part of the team. Thanks for your input, support and advice Ken.

Andrew Brown
Chairman
Auckland Swimming



EXECUTIVE OFFICER'S REPORT 2010

I believe that as an association we can look back over the past twelve months with a sense of satisfaction for a job well done. However, lest we be complacent and as is so often the case with any report, I feel that an honest appraisal would have us looking forward with a sense of there being significant room for improvement and that there is still so much more to do.

May I acknowledge the outstanding support of the Board of the ASA and especially upon his retirement from the Board, our former Chairman, Ken McEwan. Collectively they have been extremely supportive of both my team and I as the executive arm of the association. They have a sense of the importance of strategic decision making which has helped in terms of us having a clear direction in which we as an association are moving.

It would also be remiss if I did not acknowledge the true champions of our sport. These are the volunteers who make it all possible. We have outstanding executive committees who have contributed enormously, with both great enthusiasm and capability. This support in turn extends beyond the committees to the officials who volunteer their time in large quantities and with good grace and humour, together with the other volunteer contributors at all levels of the association and through our clubs who give countless hundreds of hours of service to ensure that our still essentially amateur sport flourishes.

At an operational level we began to see some changes to the way in which we present our product throughout the past year. More of these changes will become evident through the balance of 2010 and 2011. At some level these seem to be having an impact as we see participation numbers at Auckland events improving which reflects a mood and sense that 'things are happening in Auckland'.

Most dramatically this year we have seen the introduction of the Auckland Swimming League which has drawn almost 600 participants in the first season together with great enthusiasm on the part of the competitors and spectators alike. While this season was too late for the financial benefits to show in this year's accounts we can confidently look forward now to the ASL fulfilling one of its major strategic benefits of adding an additional revenue stream for the association. Most importantly, many of the participants especially at Junior League level have been drawn from outside our constituent competitive community. We hope that our clubs will rise to the potential this presents in creating the opportunity to ensure appropriate transitions are established from league to competitive swimming.

I have particularly enjoyed the opportunity to engage in meaningful cooperative dialogue with other aquatic entities. This has included work with the respective councils throughout the region, with commercial and council Learn-To-Swim operators, Surf, Water Polo, Diving, Synchro and Masters, to name but a few. One never knows where these conversations will ultimately lead but I feel that we as an association are better for being less isolated. We have certainly enjoyed having Masters, Learn-To-Swim and Surf swimmers participating alongside the best of our competitive community in the first season of the ASL.

At the end of each year as we complete the audit of the accounts I have brought home in stark reality that an important part of my role is to 'run the business of swimming'. We have established some very meaningful commercial relationships which have contributed significantly. These include Speedo NZ, Swim T3, Swim Magic/CLM, SwimSkinz, the Falls Cafe and the Lincoln Green Hotel who have all contributed direct financial support to our various meets. Once again we are indebted to the management and staff of the West Wave Aquatic Centre and would like to thank them for their ongoing and generous support of competitive swimming in Auckland.



As an association we carry a very significant investment in equipment, most of which is located at West Wave. This equipment includes everything from lane ropes and starting blocks though to the sophisticated precision timing equipment and the very large investment in the multi-media scoreboard. Particular mention should be made of the HTS Group who have worked with us for many years to maintain our timing and electronic equipment. They understand that as a 'not-for-profit' organisation our funds are tight and they have always tried to stretch more useful life out of our equipment for us. Some of this equipment now dates as far back as the original Commonwealth Games installation in 1990. This year HTS have assisted us in the significant acquisition of new touch pads and the refurbishment of an additional four functioning touchpads from our existing stocks. We have also invested in bringing many aspects of our timing system up to date, and whilst still not perfect, our systems now exude greater reliability than has previously been the case.

We as an association invested heavily a few years ago for our Centenary in the large multi-media scoreboard at West Wave. This was both a courageous and farsighted vision by the Board and Executive of the time. I am confident that all would readily agree that this has been a huge positive addition to our capacity. I must make special mention of Monstavision who were unsuccessful in the original bidding process to supply our scoreboard but who this year have worked extensively with us to ensure that the system is correctly maintained, serviced and integrated into our other systems. This year we have undertaken a program in collaboration with Monstavision that has been intended to bring the system up to full operating specification. This has involved significant additional expenditure of association funds.

Fortunately our trading position through the 2009/2010 year has been strong enough to ensure that we have been able to meet these programmes of capital acquisition and upgrades/repairs from our trading accounts without the need to encroach on our association reserves. These 'reinvestment factors' in large part account for us not reporting a significantly stronger profit position than last year, but nonetheless, we find our underlying position stronger than it was a year ago.

As I look forward to the coming twelve months we have some risks ahead which will mean that all may not be plain sailing. We have seen some of our clubs face challenges holding their membership numbers at capacity and in some cases changes to senior coaching personnel have been necessary. Where this has happened we wish the clubs well and as an association remind you that your strengths are our strengths. These factors always have the capacity to impact on momentum but I believe we are strong enough to rise above the challenges and be stronger this year than last.

And now a final word to and about our swimmers. Once again Auckland Swimmers dominate our national teams. This year we see the significant majority of the Aqua Blacks team for the Pan Pacifics and the Commonwealth Games coming from Auckland. Also many of the swimmers who have been selected for other representative national teams at all levels come from Auckland. I think I speak for all in saying how proud we are of these young athletes and their fine achievements. They are a credit to their clubs and our region, but more especially, they are a credit to their families and themselves. As a sport they represent the combined results of all the efforts of many years of collective input - as we watch their fantastic efforts on the international stage I do hope we will all take the time to reflect that this is our payback for the work which is done by so many to ensure that our great sport flourishes.

Brian Palmer
Executive Officer



REGISTRAR'S REPORT

2009/2010 Club Membership

CLUB	Total 09/10	Total 08/09	Total 07-08	Total 06-07	Total 05-06	Total 04-05	Total 03-04	Total 02-03	Total 01-02	Total 00/01	Total 99/00	Total 98/99	Total 97/98	Total 96/97
CCY	62	60	88	78										
CSC	140	110	92	102	119	116	107	121	103	87	89	99	103	92
DEV					4	1		5	1	40	41	50	32	32
HSV	27	4	48	41	48	53	59	68	79	18	38	44	31	30
		KAS defunct	24	13	16	17	26	20	14	25	35	20	14	-
KOW	19	18	49	20	26	24	22	18	31	42	40	18	15	20
KSC Kings	257	MET now UNI	142	101	61	56	44	12						
MTE	122	131	87	89	76	74	70	75	78	82	83	103	95	80
MTW	95	86	82	73	44	58	65	88	99	81	85	78	40	28
							NEW		17	28	47	65	89	100
NSS	448	378	414	432	444	437	480	280	337	151	231	248	296	196
							NCT			52	10	32	4	41
ONE	169	210	203	249	231	212	201	257	292	301	257	222	210	204
PAR	30	47	103	121	186	201	242	256	228	259	231	275	288	390
						PON	1		7	7	7	9	9	7
RBA	92	48	50	52	46	47	60	63	41	39	18	23	31	29
ROS	94	70	61	111	189	233	258	219	183	230	188	242	226	180
							SNH	39	102	82	109	98	78	100
UNI	79	118	27	35	27	35	37	20	15	40	33	31	-	-
WAQ	98	120	161	178	206	195	185	152	113	81	108	121	137	133
					WAT	12	17	24	25	22	25	36	70	74
WCS	96	108	112	132	127	120	92	144	138	142	149	177	172	190
WHL	204	264	287	52	302	328	312	315	292	150	127	124	168	142
Total	1227 Comp 2032 Total	1270 Comp 1772 Total	1179 Comp 2118 Total	2179	2152	2219	2278	2176	2195	1959	1951	2115	2108	2109

13th FINA World Championships Team

Rome, Italy 19th July – 2nd August 2009





ASA TROPHIES 2009/2010

Ted Harding Trophy

Eva Tilsley Trophy

POINTS TROPHIES

ASA Championships

Hallyburton Johnson Shield

Bridson Trophy

Aunty Johnson Trophy

Richardson Cup (most points AKL Opens)

Harding Cup (most points AKL Opens)

Champion of Champions

New Caledonian Trophy

Harold Pettit Trophy

Premier Club Relay Banner

Dalton Trophies (points Junior Versatility and Excellence – closest to an ASA Record)

Vice Presidents Trophy

Lawrie Reed Trophy

Summer Championships Trophies

Batty Cup

Williams Family Cup 1

Williams Family Cup 2

Parnell Jubilee Cup

Newmarket Cup

Auckland Centennial Cup (1)

Ponders Shield

Raymond Trophy

Brian Pike Cup

Auckland Centennial Cup (2)

Lockhart Trophy

Mt Eden Trophy

Morris Trophy

Aquashop Trophy

Ross Anderson Cup

Presidents Cup

Vice Presidents Trophy

D. McL. Wallace trophy

Auckland Winter Champs

Waitakere Licensing Trust Trophy

ASA Swimmer of the Year (2009) presented 2010

18 yrs/under Aucklander (2009) presented 2010

Top Club ASA Championship finalists

Club points Open Championship events

Club points Age/Junior ASA Champs

Men's - Open events

Women's - Open events

Top Performance

Visitors top performance

Open Water Points

ASA Relay Champs

15/under Boys

15/under Girls

Girl's Freestyle Pts 12y, 13y, 14yr, 15yr

Girl's 13/14 200m breaststroke

Dual Relay (Open 50m freestyle finalists)

Mens 50 freestyle

Womens 50 freestyle

Men's Open 100m freestyle

Women's Open 100m freestyle

Men's Open 100m backstroke

Women's Open 100m backstroke

Men's Open 200m backstroke

Boy's 15/u 200m backstroke

Women's Open 100m breaststroke

Boy's 15/u 100m breaststroke

Men's Open 200m breaststroke

Women's Open 200m breaststroke

Men's Open 100m Butterfly

Men's Open 400m Medley

Youngest Girls Grade 100 freestyle (9/u)

Girls 12-15 years freestyle points

Handicap Section 5km Open Water Champs

Best Performance 2009

Hayley Palmer

(100 Free FINA World Champs)

Alannah Jury

(10km FINA World Champs)

North Shore

North Shore

North Shore

Daniel Bell

Penelope Marshall

Daniel Bell (50 Back)

Tash Hind

Natalie Woodgate

North Shore

Fraser Brodie

Charlotte O'Hara

Roxanne Adams

Jane Ip

Grace Mariner-

Duncan/Matt Thomas

William Benson

Penelope Marshall

Carl O'Donnell

Penelope Marshall

Daniel Bell

Emily Thomas

Daniel Bell

Dylan Garrod

Grace Francis

Shaquile Vaotu'ua

Glenn Snyders

Grace Francis

Corney Swanepoel

Daniel Ryan

Eve Gutteridge

Roxanne Adams

Phillip Ryan

Cameron Stanley



INDIVIDUAL/RELAY NATIONAL AND REGIONAL TROPHIES 2009/2010

North Island Championships
Northern Region Meet

Norman Oldershaw Trophy - Points
Rex Moore Trophy (Ak / Co / Nth / Wkt / BP)

Meet not held
Meet not held

NZ Age-Groups

1914 – 1918 War Memorial Shield
Top Club
Brockett Award

Most Gold medals
NZ Age Group Championships
Boy and Girl who have the most outstanding
15/under performance

Auckland (44.5 pts)
North Shore (480 pts)
Michael Mincham
(1099 XLR8 points 1500 Free)

NZ Open Championships

Annette Kellerman Cup

Australian Open Water 10km
13th FINA World Open Water

Alannah Jury

Yaldhurst Shield
SNZ Open Water Cup
Harold Pettit Trophy

Most gold medals
10km Open Water
Top performance

Auckland (25 pts)
Phillip Ryan
Emily Thomas
(50 BK 28.39 959 FINA Points)

South Australian Trophy

NZ Women's 100m freestyle

Hayley Palmer
(55.17 909 FINA Points)

Hansells Trophy

200 Free

Chloe Francis
(2.01.26 101.9792%)

Darmstadt Trophy

NZ Men's 100m freestyle

Carl O'Donnell
(50.56 832 FINA Points)

Top Club
International Award

Points at Open Nationals
Beijing Olympics

North Shore
Moss Burmester
(985 FINA Points)

Baxter O'Neill Trophy 1959
Billie Fitzsimmons Cup
Freyberg Shield

NZ Swimmer of the Year 2009
Best Performance Internationals
Regional points at Open and Age Champs
Points at NAGs, Youth and Open Champs
Club points for gold, silver & bronze medals
at NZ Winters, NZ Summer, NZ Opens and NZ
Age Group Champs

Moss Burmester
Moss Burmester
Auckland (2425 pts)

Duncan Laing Trophy

Club points at NZ Opens, Div II and NAGs
finalists

North Shore (790.5 pts)

Cain Trophy

North Shore (1251 pts)

Top AWD Club Trophy

North Shore (66 pts)



2009/2010 NEW ZEALAND RECORDS

held by Aucklanders

New Zealand Records

63 Individuals (Open 38, Age-Group 25)

4 Relay Records

OPEN

Long Course

Corney Swanepoel	50 fly	23.40
Glenn Snyders	50 Br	27.73
Hayley Palmer	100 FS	54.10
		53.91
	50 FS	25.36
Kurt Bassett	200 BKS	1.58.46
Daniel Bell	100 BKS	53.85
Emily Thomas	100 BKS	1.00.22
Andy McMillan	200 FS	1.48.30=
Melissa Ingram	200 FS	1.59.67
		1.58.32
	200 BKS	2.09.13
	400 FS	4.11.57

Short Course

Cameron Gibson	100 FS	47.94
Daniel Bell	100 BK	51.37
	50 Fly	23.04
	50 BK	23.92
		23.77
	100 IM	53.85
		53.49
Glenn Snyders	50 BR	26.99
Hayley Palmer	100 FS	53.69
		53.57
	50 FS	24.47
		24.39
	100 IM	1.01.24
Emily Thomas	50 BKS	27.50
		27.37
	100 BKS	58.33
		58.02
Cameron Stanley	200 Bk	1.53.59
Andrew McMillan	200 Fs	1.44.47
Corney Swanepoel	100 Fly	50.42
	50 Fly	22.74
		22.60
Michael Jack	100 Fs	47.77
	200 Fs	1.43.77

NZ RELAY

Long Course	Daniel Bell Corney Swanepoel Glenn Snyders Cameron Gibson	Mens 4 x 100 Medley (World Championships)	3.31.58
Short Course	Michael Jack Will Benson Carl O'Donnell Andrew McMillan	Mens 4 x 100 Free	3.13.50
AGE-GROUP	17 Years		
Long Course	Danielle Koni	50 Fly	27.54
	16 Years		
Long Course	Chloe Francis	200 IM	2.16.99
		200 Fr	2.01.26
		400 Fr	4.14.45
Short Course	Chloe Francis	100 Br	1.09.56
		100 Bk	1.00.97
		50 Fr	25.85
	Blake Bassett	50 Bk	25.39
	Jordan Quintal	200 Fre	1.49.50
	15 Years		
Short Course	Chloe Francis	50 Br	32.42
			32.23
			32.16
		200 IM	2.16.09
	13 Years		
Long Course	Michael Mincham	400 Fr	4.15.60
			4.15.35
		1500 Fr	16.39.49
		800 Fr	8.50.14
			8.39.78
		200 Fr	2.00.80
			2.00.40
Short Course	Eric Kahr	100 Br	1.06.44
		200 Br	2.22.10
	12 Years		
Long Course	Michael Mincham	800 Fr	9.05.54
		400 Fr	4.23.97
Short Course	Roxanne Adams	400 Fr	4.31.97

Auckland Record Applications

146 records approved in 2009/10

91 Age Group records (3 relays)

55 Open records (4 relays)

Auckland Officials Qualifications

67 Members joined the ranks of qualified regional officials

47 Timekeepers

18 IOT

1 Starter

1 Referee

New Zealand Officials Qualifications

Inspector of Turns

Tim Draisey


Referee

Jill Vernon

Andy Brown









AUCKLAND RELAY CHAMPIONSHIPS

June 27th 2009

MEN			WOMEN		
Open					
4 x 100 free	NSS	3.22.12	4 x 100 free	NSS	3.54.39
4 x 100 medley	NSS	3.38.51	4 x 100 medley	NSS	4.13.11
16/under					
4 x 50 free	LME	1.43.26	4 x 50 free	WAQ	1.58.91
4 x 50 medley	LME	1.52.77	4 x 50 medley	UNI	2.07.21
15/under					
4 x 50 free	LME	1.45.56	4 x 50 free	UNI	1.54.03
4 x 50 medley	LME	1.55.42	4 x 50 medley	NSS	2.05.51
14/ under					
4 x 50 free	NSS	1.55.50	4 x 50 free	NSS	1.57.50
4 x 50 medley	CSC	2.06.52	4 x 50 medley	NSS	2.08.32
13/under					
4 x 50 free	NSS	1.51.27	4 x 50 free	NSS	1.59.47
4 x 50 medley	NSS	2.05.24	4 x 50 medley	CSC	2.14.63
12/under					
4 x 50 free	UNI	2.01.08	4 x 50 free	NSS	2.00.50
4 x 50 medley	UNI	2.16.68	4 x 50 medley	NSS	2.12.07
11/under					
4 x 50 free	NSS	2.09.64	4 x 50 free	NSS	2.10.07
4 x 50 medley	NSS	2.26.31	4 x 50 medley	NSS	2.25.53
10/under					
4 x 50 free	UNI	2.14.31	4 x 50 free	NSS	2.19.60
4 x 50 medley	UNI	2.30.07	4 x 50 medley	NSS	2.39.87
9/under					
4 x 50 free	NSS	2.40.10	4 x 50 free	CSC	2.30.58
4 x 50 medley	NSS	2.56.06	4 x 50 medley	CSC	2.57.84



AUCKLAND WINTER CHAMPIONSHIPS (SC)

22nd – 23rd August 2009

MEN		17/Over		WOMEN	
Matt Thomas	22.32	50m	Free	Aimee Bickerton	27.06
Tim Dawson	49.57	100m	Free	Katie Curd	58.35
Cameron Stanley	1.46.80	200m	Free	Natasha Simpson	2.03.39
Brett Newall	3.57.13	400m	Free	Katie Curd	4.25.62
Phillip Ryan	15.35.31	1500/800m	Free	Alannah Jury	8.59.36
Cameron Stanley	25.35	50m	Back	Katie Curd	29.32
Cameron Stanley	53.73	100m	Back	Anamaria Clarke	1.03.16
Cameron Stanley	1.53.59	200m	Back	Melissa Ingram	2.09.81
Amini Fonua	28.58	50m	Breast	Stephanie Baddock	37.62
Amini Fonua	1.02.17	100m	Breast	Stephanie Baddock	1.21.08
Starn Simpson	2.22.51	200m	Breast		
William Benson	24.50	50m	B/fly	Katie Curd	28.66
Tim Dawson	52.69	100m	B/fly	Katie Curd	1.02.86
Brett Newall	2.01.03	200m	B/fly	Alannah Jury	2.22.48
Tim Dawson	55.89	100m	Medley	Katie Curd	1.06.21
Cameron Stanley	2.00.96	200m	Medley	Carmen Ooi	2.18.63
Daniel Ryan	4.33.65	400m	Medley	Alannah Jury	5.17.91
		15/16 Years			
Jordan Quintal	24.46	50m	Free	Hannah Lobb	27.30
Jordan Quintal	52.80	100m	Free	Chloe Francis	58.28
Jordan Quintal	1.53.24	200m	Free	Chloe Francis	2.02.41
Jordan Quintal	4.04.93	400m	Free	Chloe Francis	4.19.15
Scott Williams	16.36.44	1500/800m	Free	Michelle Kinney	9.16.73
Sam Benson	28.42	50m	Back	Lauren Speer	29.18
Jordan Quintal	58.74	100m	Back	Chloe Francis	1.02.63
Dylan Garrod	2.10.16	200m	Back	Bianca Rowley	2.16.25
Shaquile Vaotu'ua	30.13	50m	Breast	Shu-Hua Chang	33.79
Shaquile Vaotu'ua	1.06.33	100m	Breast	Chloe Francis	1.09.77
Shaquile Vaotu'ua	2.25.41	200m	Breast	Bianca Rowley	2.39.64
Jordan Quintal	26.39	50m	B/fly	Lauren Speer	28.97
Jordan Quintal	56.88	100m	B/fly	Lauren Speer	1.06.21
Andrew McEwan	2.11.65	200m	B/fly	Michelle Kinney	2.28.67
Jordan Quintal	1.00.36	100m	Medley	Bianca Rowley	1.07.24
Jordan Quintal	2.09.28	200m	Medley	Bianca Rowley	2.21.29
Dylan Garrod	4.41.34	400m	Medley	Vicky Gao	5.10.98

		13/14 years		
Corneille Coetzee	25.90	50m Free	Caroline Baddock	27.89
Corneille Coetzee	55.30	100m Free	Hayley Edmond	1.01.06
Michael Mincham	2.04.20	200m Free	Nicole Rosewarne	2.13.76
Michael Mincham	4.23.60	400m Free	Lucy Blundell	4.35.60
Michael Mincham	17.02.29	1500/800m Free	Lucy Blundell	9.38.39
Corneille Coetzee	28.12	50m Back	Caroline Baddock	30.82
Corneille Coetzee	59.27	100m Back	Caroline Baddock	1.07.11
Corneille Coetzee	2.09.37	200m Back	Hayley Edmond	2.21.61
Erik Kahr	31.62	50m Breast	Jane Ip	34.82
Erik Kahr	1.08.72	100m Breast	Gabby Shields	1.14.16
Erik Kahr	2.25.14	200m Breast	Gabby Shields	2.38.43
Corneille Coetzee	27.42	50m B/fly	Caroline Baddock	29.67
Corneille Coetzee	1.00.34	100m B/fly	Rima Williams	1.06.70
Corneille Coetzee	2.11.53	200m B/fly	Hayley Edmond	2.25.75
Corneille Coetzee	1.01.50	100m Medley	Caroline Baddock	1.07.39
Corneille Coetzee	2.17.07	200m Medley	Hayley Edmond	2.25.70
Corneille Coetzee	4.47.63	400m Medley	Hayley Edmond	5.03.18
		12/Under		
Hauwai McGahan	28.77	50m Free	Georgia Marris	28.55
Hauwai McGahan	1.02.90	100m Free	Roxanne Adams	1.01.04
Hauwai McGahan	2.16.90	200m Free	Roxanne Adams	2.11.96
Carson Bluck	4.47.69	400m Free	Roxanne Adams	4.31.97
Liam Simpson	19.35.03	1500/800m Free	Rachel Smith	9.19.91
Wilrich Coetzee	32.63	50m Back	Kara Harris	32.35
Wilrich Coetzee	1.08.53	100m Back	Roxanne Adams	1.07.40
Wilrich Coetzee	2.24.52	200m Back	Roxanne Adams	2.23.20
Wilrich Coetzee	35.65	50m Breast	Charlotte O'Hara	35.36
Wilrich Coetzee	1.20.09	100m Breast	Charlotte O'Hara	1.16.71
Wilrich Coetzee	2.50.05	200m Breast	Charlotte O'Hara	2.45.18
Wilrich Coetzee	30.98	50m B/fly	Rebecca Hull	31.44
Wilrich Coetzee	1.07.05	100m B/fly	Rebecca Hull	1.11.64
Wilrich Coetzee	2.26.49	200m B/fly	Pascale Howell	2.34.90
Wilrich Coetzee	1.09.45	100m Medley	Roxanne Adams	1.08.91
Wilrich Coetzee	2.29.01	200m Medley	Roxanne Adams	2.26.41
Wilrich Coetzee	5.09.07	400m Medley	Rachel Smith	5.08.12



AUCKLAND JUNIOR CHAMPIONSHIPS 12/U

21st – 22nd November 2009

BOYS		12 Years		GIRLS	
Hauwai McGahan	29.20	50m	Free	Georgia Zacest	30.28
Liam Paterson	1.03.54	100m	Free	Charlotte O'Hara	1.04.56
Liam Paterson	2.14.70	200m	Free	Charlotte O'Hara	2.21.04
Liam Paterson	4.44.13	400m	Free	Charlotte O'Hara	4.52.72
Wilrich Coetzee	9.57.87	800m	Free	Claudia Brick	10.07.66
Liam Paterson	19.16.84	1500m	Free (12/u)	Ruth Palmer	20.08.29
Connor Paterson	32.27	50m	Back	Kara Harris	32.73
Connor Paterson	1.10.47	100m	Back	Charlotte O'Hara	1.12.52
Connor Paterson	2.26.96	200m	Back	Charlotte O'Hara	2.36.12
Wilrich Coetzee	37.00	50m	Breast	Charlotte O'Hara	35.18
Wilrich Coetzee	1.22.88	100m	Breast	Charlotte O'Hara	1.19.24
Wilrich Coetzee	2.54.13	200m	Breast	Charlotte O'Hara	2.50.14
Wilrich Coetzee	31.06	50m	B/fly	Kara Harris	32.36
Wilrich Coetzee	1.10.63	100m	B/fly	Stephanie Hett	1.11.97
Wilrich Coetzee	2.31.16	200m	B/fly (12/u)	Charlotte O'Hara	2.49.64
Wilrich Coetzee	2.30.47	200m	Medley	Charlotte O'Hara	2.33.59
Wilrich Coetzee	5.16.25	400m	Medley (12/u)	Charlotte O'Hara	5.23.64
		11 Years			
Jason Smeets	30.82	50m	Free	Genevieve Bowler	31.92
Jason Smeets	1.06.22	100m	Free	Ruth Palmer	1.07.70
Jason Smeets	2.22.12	200m	Free	Ruth Palmer	2.27.20
Oliver Wu	36.87	50m	Back	Millie Macdonald	35.81
Oliver Wu	1.16.46	100m	Back	Ruth Palmer	1.14.80
Oliver Wu	2.42.98	200m	Back	Ruth Palmer	2.39.07
Joshua Knox	41.33	50m	Breast	Millie Macdonald	40.62
Jason Smeets	1.27.70	100m	Breast	Millie Macdonald	1.29.69
Jason Smeets	3.05.98	200m	Breast	Samantha Brown	3.07.72
Jason Smeets	32.12	50m	B/fly	Annika Anderson	32.89
Jason Smeets	1.12.50	100m	B/fly	Samantha Brown	1.16.15
Jason Smeets	2.38.42	200m	B/fly	Una Chen	2.51.27
Jason Smeets	2.39.99	200m	Medley	Millie Macdonald	2.46.33

		10 Years		
Fraser Brodie	31.17	50m Free	Sam Moriarty	32.71
Fraser Brodie	1.08.75	100m Free	Yeonsu Lee	1.11.25
Fraser Brodie	2.33.84	200m Free (10/u)	Yeonsu Lee	2.36.87
Fraser Brodie	36.83	50m Back	Imogen Pangalila	38.29
Fraser Brodie	1.19.67	100m Back	Imogen Pangalila	1.21.30
Fraser Brodie	2.50.04	200m Back (10/u)	Imogen Pangalila	2.48.56
Max Kennedy-Till	44.05	50m Breast	Mary Tate	42.82
Max Kennedy-Till	1.34.32	100m Breast	Mary Tate	1.30.48
Jackson Dawson	3.15.51	200m Breast (10/u)	Mary Tate	3.21.61
Fraser Brodie	34.99	50m B/Fly	Yeonsu Lee	37.29
Fraser Brodie	1.21.02	100m B/Fly	Imogen Pangalila	1.24.96
Fraser Brodie	2.53.04	200m Medley	Imogen Pangalila	2.56.23
		9/Under		
Louis Kiely	35.47	50m Free	Bernadette Doyle	36.50
Owen Chen	1.18.44	100m Free	Eve Gutteridge	1.17.98
Zachary McKee Wright	40.95	50m Back	Bernadette Doyle	40.96
Zachary McKee Wright	1.28.80	100m Back	Eve Gutteridge	1.27.25
Leo Chow	48.09	50m Breast	Kassandra Wang	48.51
James Hauser	1.42.53	100m Breast	Kassandra Wang	1.44.00
Leo Chow	37.85	50m B/Fly	Olivia Dodd	41.16
Leo Chow	1.26.89	100m B/Fly	Bernadette Doyle	1.38.63
Leo Chow	3.13.96	200m Medley	Bernadette Doyle	3.15.95



AUCKLAND AGE GROUP CHAMPIONSHIPS

3rd – 5th December 2009

MEN		19/Over		WOMEN	
Matt Thomas	23.92	50m	Free		
Corney Swanepoel	51.84	100m	Free	Hayley Palmer	56.61
Andrew McMillan	1.53.95	200m	Free	Jessie Glew	2.07.74
Daniel Ryan	4.14.66	400m	Free		
Daniel Bell	25.90	50m	Back	Emily Thomas	28.80
Daniel Bell	55.90	100m	Back	Jessie Blundell	1.01.64
Cameron Stanley	2.04.58	200m	Back	Melissa Ingram	2.12.45
Glenn Snyders	28.46	50m	Breast		
Glenn Snyders	1.04.23	100m	Breast		
Glenn Snyders	2.24.29	200m	Breast		
Corney Swanepoel	24.65	50m	B/fly	Samantha Richter	28.61
Corney Swanepoel	54.05	100m	B/fly	Samantha Richter	1.04.09
Shaun Burnett	2.03.64	200m	B/fly		
Cameron Stanley	2.09.47	200m	Medley	Grace Francis	2.23.60
Daniel Ryan	4.48.68	400m	Medley	Grace Francis	5.04.30
		17/18 Years			
Nielson Varoy	24.31	50m	Free	Katie Curd	28.07
Nielson Varoy	51.94	100m	Free	Aimee Bickerton	59.96
Thomas McEwan	2.00.31	200m	Free	Katie Curd	2.10.04
Thomas McEwan	4.20.17	400m	Free	Harriet Roberts	5.07.34
Dylan Brown	9.59.43	800m	Free	Alannah Jury	9.25.70
		1500m	Free	Alannah Jury	18.00.24
Eric Abba	28.52	50m	Back	Katie Curd	31.58
Jake McPhee	1.02.46	100m	Back	Katie Curd	1.06.50
Ryan Holder	2.16.20	200m	Back	Katie Curd	2.26.55
Starn Simpson	30.44	50m	Breast	Stephanie Baddock	37.99
Starn Simpson	1.06.51	100m	Breast	Stephanie Baddock	1.22.22
Luke Westgaard	2.37.23	200m	Breast	Stephanie Baddock	2.54.84
Nielson Varoy	25.14	50m	B/fly	Katie Curd	30.10
Karl Loomans	59.14	100m	B/fly	Katie Curd	1.06.27
Alex Cox	2.14.74	200m	B/fly	Stephanie Baddock	2.32.01
Ryan Holder	2.17.44	200m	Medley	Stephanie Baddock	2.37.78
Matthew Lane	4.56.30	400m	Medley	Sarah Jack	5.52.61

		16 Years			
Romaan Parker-lida	24.97	50m	Free	Hannah Lobb	27.66
Justin Wright	57.90	100m	Free	Chloe Francis	58.43
Justin Wright	2.05.06	200m	Free	Chloe Francis	2.03.02
Andrew McEwan	4.33.12	400m	Free	Jessica Marston	4.36.60
Jordan Quintal	8.54.53	800m	Free	Jessica Marston	9.40.21
Jordan Quintal	17.04.60	1500m	Free	Jessica Marston	18.30.93
Oscar Cornfield	30.33	50m	Back	Chloe Francis	30.40
Anaru Clarke	1.04.28	100m	Back	Bianca Rowley	1.05.83
Matthew Beneka	2.21.59	200m	Back	Bianca Rowley	2.21.89
Lawrence Hull	32.92	50m	Breast	Shu-Hua Chang	36.03
Andrew McEwan	1.11.96	100m	Breast	Michelle Troup	1.18.07
Andrew McEwan	2.32.94	200m	Breast	Bianca Rowley	2.50.98
Justin Wright	27.38	50m	B/Fly	Chloe Francis	29.04
Justin Wright	1.00.34	100m	B/Fly	Chloe Francis	1.03.84
Andrew McEwan	2.14.29	200m	B/Fly		
Andrew McEwan	2.15.79	200m	IM	Chloe Francis	2.18.98
Andrew McEwan	4.51.60	400m	IM	Bianca Rowley	5.09.09
		15 Years			
Shaquile Vaotu'ua	25.39	50m	Free	Hayley Kim	28.22
Elliot Crene	55.82	100m	Free	Michelle Kinney	1.02.68
Elliot Crene	2.01.67	200m	Free	Michelle Kinney	2.12.35
Elliot Crene	4.20.39	400m	Free	Michelle Kinney	4.36.53
Elliot Crene	9.08.76	800m	Free	Michelle Kinney	9.33.82
Scott Williams	17.34.23	1500m	Free	Sophie Wotherspoon	18.29.06
Freddie Bassett	28.38	50m	Back	Georgia Wetzell	32.05
Dylan Garrod	1.01.21	100m	Back	Hayley Kim	1.08.18
Dylan Garrod	2.13.05	200m	Back	Sophie Wotherspoon	2.27.69
Shaquile Vaotu'ua	31.24	50m	Breast	Leilani-Grace Richardson	37.10
Shaquile Vaotu'ua	1.07.50	100m	Breast	Hayley Edmond	1.19.64
Shaquile Vaotu'ua	2.28.81	200m	Breast	Vicky Gao	2.51.92
Shaquile Vaotu'ua	26.50	50m	B/Fly	Amy Leong	30.83
Freddie Bassett	59.72	100m	B/Fly	Hayley Kim	1.08.05
Freddie Bassett	2.15.30	200m	B/Fly	Hayley Edmond	2.29.62
Shaquile Vaotu'ua	2.19.94	200m	IM	Hayley Edmond	2.28.33
Dylan Garrod	4.50.09	400m	IM	Hayley Edmond	5.12.46

		14 Years			
Erik Kahr	26.62	50m	Free	Jayne Clarke	28.54
Emerson Tamura-Paki	59.67	100m	Free	Jayne Clarke	1.02.21
Mitchell Davison	2.08.12	200m	Free	Jayne Clarke	2.15.43
Mitchell Davison	4.25.93	400m	Free	Nicole Rosewarne	4.44.18
		800m	Free	Nicole Rosewarne	9.47.59
Mitchell Davison	17.44.98	1500m	Free	Lucy Blundell	18.33.90
Mitchell Davison	31.95	50m	Back	Caroline Baddock	31.52
Mitchell Davison	1.07.64	100m	Back	Caroline Baddock	1.08.13
Mitchell Davison	2.20.54	200m	Back	Caroline Baddock	2.29.28
Erik Kahr	32.55	50m	Breast	Caroline Baddock	36.51
Matt Johnston	1.14.36	100m	Breast	Harriett Carter	1.19.68
Erik Kahr	2.32.02	200m	Breast	Harriett Carter	2.51.51
Matt Johnston	30.02	50m	B/Fly	Caroline Baddock	29.96
Mathew Myers	1.06.92	100m	B/Fly	Caroline Baddock	1.06.91
Mathew Myers	2.28.46	200m	B/Fly	Nicole Rosewarne	2.29.77
Matt Johnston	2.22.26	200m	IM	Caroline Baddock	2.32.35
Mitchell Davison	5.03.03	400m	IM	Lucy Blundell	5.27.12
		13 Years			
Michael Mincham	26.88	50m	Free	Leah Hall	28.53
Michael Mincham	58.94	100m	Free	Roxanne Adams	1.01.48
Michael Mincham	2.08.36	200m	Free	Roxanne Adams	2.14.01
Michael Mincham	4.24.14	400m	Free	Roxanne Adams	4.39.64
Michael Mincham	9.09.62	800m	Free	Roxanne Adams	9.39.96
Michael Mincham	17.31.40	1500m	Free	Rachel Smith	18.36.81
Max Polianski	31.20	50m	Back	Rima Williams	31.81
Max Polianski	1.08.09	100m	Back	Rima Williams	1.09.25
Jackson Cropp	2.23.73	200m	Back	Rima Williams	2.28.49
Archer Roelants	34.14	50m	Breast	Jane Ip	35.74
Archer Roelants	1.15.70	100m	Breast	Rachel Smith	1.21.33
Terry Kim	2.43.41	200m	Breast	Jane Ip	2.50.58
Archer Roelants	28.85	50m	B/Fly	Rima Williams	30.57
Archer Roelants	1.05.33	100m	B/Fly	Rima Williams	1.06.40
Jacob Garrod	2.23.54	200m	B/Fly	Rima Williams	2.30.36
Michael Mincham	2.26.77	200m	IM	Rachel Smith	2.32.77
Michael Mincham	5.08.61	400m	IM	Rachel Smith	5.16.97



AUCKLAND OPEN CHAMPIONSHIPS

11th – 14th March 2010

MEN				WOMEN	
William Benson	23.50	50m	Free	Penelope Marshall	26.67
Carl O'Donnell	51.88	100m	Free	Penelope Marshall	56.80
Matthew Stanley	1.54.61	200m	Free	Tash Hind	2.00.14
Matthew Stanley	4.02.49	400m	Free	Tash Hind	4.17.08
Phillip Ryan	8.43.99	800m	Free	Melissa Ingram	8.50.00
Phillip Ryan	16.06.94	1500m	Free	Lucy Blundell	18.33.90
Phillip Ryan	58m.50.60	5km	Free	Abbie Humphries	73m.51.86
Phillip Ryan	125m.16.84	10km	Free		
Daniel Bell	25.96	50m	Back	Emily Thomas	29.08
Daniel Bell	55.32	100m	Back	Emily Thomas	1.01.88
Daniel Bell	2.02.20	200m	Back	Melissa Ingram	2.11.62
Glenn Snyders	28.81	50m	Breast	Natalie Wiegersma	33.59
Glenn Snyders	1.02.74	100m	Breast	Beckie Dooley	1.12.29
Glenn Snyders	2.18.72	200m	Breast	Beckie Dooley	2.36.02
Corney Swanepoel	24.58	50m	B/fly	Natalie Wiegersma	28.18
Corney Swanepoel	54.20	100m	B/fly	Natalie Wiegersma	1.01.34
Moss Burmester	2.00.56	200m	B/fly	Ashlee Crane	2.30.35
Daniel Bell	2.09.49	200m	Medley	Grace Francis	2.19.54
Daniel Ryan	4.37.89	400m	Medley	Natalie Wiegersma	4.53.25



NEW ZEALAND SPRING CHAMPIONSHIPS (SC)

27th – 30th September 2009

MEN 17/Over	1 st		2 nd		3 rd	
Eric Abba					50 Br	28.58
Kurt Bassett	200 Bk	1.53.64				
Daniel Bell	200 IM	1.58.04	100 Fly	52.20	200 Bk	1.54.82
William Benson	50 Free	22.21				
Moss Burmester	200 Fly	1.52.85			400 Free	3.48.19
					100 Fly	52.38
Tim Dawson	100 Fly	51.40	50 Fly	23.54		
	100 IM	54.41				
Michael Jack	100 Free	48.46	200 Free	1.45.26		
			400 Free	3.47.46		
Andrew McMillan	200 Free	1.44.98	200 Fly	1.54.42	100 Free	48.79
	400 Free	3.46.92				
Brett Newall			400 IM	4.17.25	100 Br	1.03.79
Starn Simpson	100 Br	1.02.01	50 Br	28.57	200 Br	2.15.41
Cameron Stanley			100 Bk	53.05	200 Free	1.47.15
					200 Bk	1.54.83
Corney Swanepoel	50 Br	27.71	50 Free	22.27		
	50 Fly	22.84	100 Free	48.51		
Matt Thomas					50 Free	22.33
15/16 Years						
Blake Bassett	50 Bk	25.39			50 Free	23.96
	100 Bk	54.77			100 Fly	56.21
	200 Bk	2.00.51				
Rene Kapa					50 Fly	25.82
Jordan Quintal			50 Free	23.30	100 Bk	59.16
			100 Free	50.72		
			200 Free	1.49.50		
			400 Free	3.56.99		
			50 Bk	26.34		
			50 Fly	25.70		
			100 IM	58.13		
Shaquile Vaotu'ua			50 Br	30.00		
			100 Br	1.05.30		
			200 Br	2.23.31		
13/14 Years						
Mitchell Davison			1500 Free	16.58.82		
			400 IM	4.50.79		
Corneille Coetzee					50 Bk	27.61
					100 Bk	58.96
					50 Fly	26.96
					100 Fly	59.01
					200 Fly	2.12.21
					100 IM	1.01.78
Erik Kahr	100 Br	1.06.44	50 Br	31.07		
	200 Br	2.22.10				

WOMEN 17/Over	1 st		2 nd		3 rd	
Jessie Blundell			100 Bk	1.00.39	50 Bk	28.68
			200 Bk	2.08.67		
Grace Francis	200 IM	2.15.48			100 IM	1.04.23
Melissa Ingram	400 Free	4.05.25	200 Free	1.57.72		
	200 Bk	2.06.27	50 Bk	28.27		
Alannah Jury			800 Free	8.42.93		
Carmen Ooi			200 IM	2.15.88	200 Br	2.34.54
Hayley Palmer	50 Free	24.83				
	100 Free	54.55				
	50 Fly	26.94				
	100 IM	1.01.24				
Emily Thomas	50 Bk	27.61			200 Bk	2.09.30
	100 Bk	59.07			50 Fly	27.22
15/16 Years						
Shu-Hua Chang					50 Br	34.18
Chloe Francis	400 Free	4.12.05	50 Free	25.85		
			100 Free	55.94		
			100 Br	1.09.56		
			200 Br	2.35.34		
			200 IM	2.14.86		
Lauren Speer	50 Fly	28.17	50 Bk	29.24	100 Bk	1.01.50
					200 Bk	2.14.76
13/14 Years						
Caroline Baddock			100 Bk	1.03.16		
			200 Bk	2.19.14		
Hayley Edmond	400 IM	4.54.33	200 IM	2.21.83	100 Bk	1.05.21
					200 Br	2.40.34
					200 Fly	2.21.50
Gabby Shields			200 Br	2.37.74	50 Br	34.30
					100 Br	1.12.95

Regional Relays	1 st		2 nd		3 rd	
16/Over Men	4 x 50 Free	(A) 1.29.80	4 x 50 Free	(B) 1.31.27		
	4 x 100 Free	(A) 3.13.50	4 x 100 Free	(B) 3.16.16		
			4 x 50 Med	(A) 1.39.25		
			4 x 100 Med	(A) 3.37.16		
16/Over Women	4 x 50 Free	1.47.16	4 x 100 Med	4.18.61	4 x 100 Free	(B) 3.41.11
	4 x 100 Free	(A) 3.41.11				
	4 x 50 Med	1.50.91				
15/Under Men	4 x 50 Med	1.48.85	4 x 100 Free	3.39.33	4 x 50 Med	1.39.45
			4 x 100 Med	3.58.59		
15/Under Women					4 x 50 Free	1.50.22
					4 x 50 Med	2.00.78
					4 x 100 Med	4.23.97

NEW ZEALAND OPEN WATER CHAMPIONSHIPS

16th – 17th January 2010, Lake Taupo

MEN			
Philip Ryan	5km	1st	58.50.60
	10km	3 rd	2.05.16.84

NEW ZEALAND JUNIOR CHAMPIONSHIPS

20th – 21st February 2010, HTN, WGTN, CHCH

BOYS 12 Years	1 st		2 nd		3 rd	
Wilrich Coetzee	400 IM	5.11.87	50 Bk	32.12	200 Br	2.52.45
	100 Fly	1.08.03				
	50 Fly	30.53				
	200 IM	2.27.67				
	200 Fly	2.29.69				
Hauwai McGahan			50 Fly	30.79	100 Fly	1.10.99
					100 Free	1.02.47
					100 Bk	1.09.64
Niko Notman					400 IM	5.21.91
					200 Bk	2.29.31
					200 Fly	2.39.09
Connor Paterson			100 Fly	1.10.25	50 Bk	32.50
			100 Bk	1.08.71		
Liam Paterson					400 Free	4.43.44
11 Years						
Fraser Brodie	100 Fly	1.14.95	100 Bk	1.17.00	200 IM	2.47.46
	50 Fly	32.99				
	50 Bk	34.53				
Jarrold Mincham	200 Free	2.23.72	100 Fly	1.18.78		
Liam Simpson	200 Br	3.05.58	100 Br	1.29.20	200 Free	2.25.54
Oscar Sims					50 Br	40.52
10 Years						
Joshua Brown	200 Bk	2.49.87				
	100 Bk	1.20.18				
	50 Bk	37.60				
Max Kenney-Till			50 Br	43.03		
			200 Br	3.16.34		
			100 Br	1.34.11		

GIRLS 12 Years	1 st		2 nd		3 rd	
Kelsi Boocock					200 Bk	2.35.92
Stephanie Hett			50 Fly	31.55		
Charlotte O'Hara	50 Br	36.27			400 IM	5.34.47
	200 Bk	2.33.67			100 Bk	1.12.01
	200 Br	2.50.64				
	200 IM	2.36.55				
	100 Br	1.20.05				
Grace Tattersfield			50 Br	37.43		
			200 Br	2.58.93		
			100 Br	1.24.23		
Georgia Zacest					50 Br	38.01
					100 Free	1.05.11
					50 Free	29.34
11 Years						
Annika Anderson			100 Fly	1.15.56		
			50 Fly	32.70		
Ruth Palmer	200 Bk	2.36.59	200 Free	2.23.81	100 Free	1.06.92
	100 Bk	1.13.67				
	50 Bk	34.11	200 IM	2.43.84	50 Free	30.83
Ellie Williams					100 Fly	1.15.73
					200 IM	2.44.22
					100 Br	1.28.84
10 Years						
Gabrielle Fa'amausili			50 Br	43.96	50 Bk	37.06
Ruby George					200 Br	3.24.29
Tayla Latu					200 IM	=2.57.65
Yeonsu Lee			100 Free	1.09.90	200 IM	=2.57.65
			200 Free	2.33.66	50 Free	32.59
Samantha Moriarty	200 Bk	2.50.59			100 Free	1.11.65
	100 Bk	1.19.68			50 Fly	36.02
	50 Free	32.38				
Sarah Robinson			200 Br	3.24.09		

Regional Relays	1 st		2 nd		3 rd	
Male 12/Under			4 x 50 Free	1.55.54		
			4 x 50 Med	2.09.12		
Female 12/Under	4 x 50 Free	1.59.37				
	4 x 50 Med	2.11.20				

NEW ZEALAND AGE GROUP CHAMPIONSHIPS

2nd – 6th March 2010, Christchurch

MALE 17/18 Years	1 st		2 nd		3 rd	
Eric Abba	50 Br	29.46				
	100 Br	1.07.40				
Blake Bassett	50 Bk	26.63	100 Bk	57.59	200 Bk	2.09.40
Jordan Quintal					200 IM	2.11.74
					50 Fly	25.67
					100 Free	53.44
					100 fly	57.31
Benjamin Stark			50 Free	24.05		
Nielsen Varoy	50 Fly	24.95				
	100 Free	52.12				
	50 Free	23.34				
16 Years						
Freddie Bassett	50 Bk	27.60	200 Bk	2.12.44		
	100 Bk	59.97				
	100 Fly	57.83				
Anaru Clarke					100 Bk	1.01.96
Andrew McEwan					200 IM	2.17.79
					400 IM	4.49.90
					200 Br	2.32.27
Romaan Parker-lida					100 Fly	58.79
Tea Williams			50 Bk	28.50	200 Bk	2.14.17
15 Years						
Corneille Coetzee	100 Bk	1.00.00	50 Bk	28.60	200 Fly	2.15.41
			200 Bk	2.13.12		
			100 Fly	59.49		
Elliot Crene			100 Free	54.76	100 Fly	1.01.00
			200 Free	1.59.83		
			50 Free	25.35		
Mitchell Davison					1500 Free	17.20.02
Dylan Garrod	200 Bk	2.10.93	50 Br	31.60	200 IM	2.16.12
					400IM	4.52.11
					100 Br	1.10.32
Shaquile Vaotu'ua	50 Br	30.73	50 Fly	26.48		
	200 Br	2.28.38				
	100 Br	1.08.64				
	50 Free	25.09				
14 Years						
Matt Johnston					400 IM	4.57.21
					200 Br	2.35.62
Erik Kahr			200 Br	2.30.71		
Emersen Tamura-Paki			50 Free	25.54		

13 Years						
Jackson Cropp			200 Bk	2.19.67	400 Free	4.29.10
			1500 Free	17.51.55		
Jacob Garrod			200 Fly	2.21.58	400 IM	5.03.98
			200 Br	2.41.02	100 Br	1.15.26
Michael Mincham	200 IM	2.18.40			200 Bk	2.20.85
	200 Fly	2.19.70				
	400 Free	4.15.60				
	400IM	4.55.24				
	100 Free	57.39				
	200 Free	2.02.20				
	1500 Free	16.39.49				
MaxPolianski			50 Bk	30.44		
FEMALE 17/18 Years	1 st		2 nd		3 rd	
Aimee Bickerton					50 Free	27.37
Alannah Jury					800 Free	9.02.23
Grace Marriner-Duncan			50 Bk	30.55	50 Fly	28.12
Lauren Speer	200 Bk	2.20.17			50 Bk	30.68
	100 Bk	1.04.76				
16 Years						
Shu-Hua Chang			50 Br	34.04		
Chloe Francis	400 Free	4.14.45				
	50 Br	33.85				
	100 Free	57.49				
	200 Free	2.01.26				
	800 Free	8.50.12				
	100 Br	1.12.21				
	200 IM	2.16.99				
Bianca Rowley	200 Bk	2.19.46	100 Bk	1.06.00		
	400 IM	5.02.79	200 Br	2.45.49		
	50 Bk	34.00	200 IM	2.22.37		
Georgia Wetzell					50 Bk	30.77
15 Years						
Caroline Baddock			50 Fly	29.71		
			50 Bk	30.81		
Holly Coogan					50 Bk	30.94
Hayley Edmond	200 Bk	2.20.19	400 IM	5.07.94		
	200 IM	2.23.65	100 Bk	1.06.46		
			100 Br	1.16.14		
Hayley Kim			50 Fly	29.71	100 Bk	1.06.77
					50 Free	27.69

14 Years						
Sarah Beetham					200 IM	2.29.44
Harriet Carter			100 Br	1.15.97	50 Br	35.01
					200 Br	2.47.98
Tirol Palmer					200 Bk	2.26.35
					100 Bk	1.08.35
Nicole Rosewarne					200 Fly	2.29.63
Gabrielle Shields			50 Br	34.81	100 Br	1.17.26
			200 Br	2.46.21		
Rima Williams			100 Bk	1.07.40	50 Fly	29.55
					50 Bk	31.71
					100 Fly	1.06.90

13 Years						
Roxanne Adams	400 Free	4.33.10	400 IM	5.16.10	100 Free	1.01.54
	200 Free	2.10.44	100 Fly	1.08.63		
	800 Free	9.30.53	200 IM	2.30.10		
Ida de Smet					200 Br	3.47.28
Pascale Howell	200 Fly	2.32.00				
Jane Ip					50 Br	35.73
Michayla Johnston					100 Fly	1.09.18
Georgia Marris	100 Free	1.01.16	200 Free	2.12.15		
Olivia Marris	50 Free	28.16	100 Free	1.01.45	200 Free	2.13.31
Rachel Smith	400 IM	5.09.53	800 Free	9.31.91	400 Free	4.36.40
	200 Br	2.46.14				
	200 IM	2.28.59				

Regional Relays		1 st		2 nd		3 rd	
16/over Women	4 x 50 Free		1.48.93				
	4 x 50 Med		1.59.41				
15/under Men				4 x 50 Med	1.53.57		
16/over Men	4 x 50 Free		1.36.07				
	4 x 50 Med		1.45.07				
Club Relays		1 st		2 nd		3 rd	
15/under Women	4 x 50 Free (NSS)		1.51.70	4 x 50 Med (NSS)	2.02.99		
16/over Women	4 x 50 Free (UNI)		1.49.65	4 x 50 Med (UNI)	2.02.91		
	4 x 50 Med (UNI)		2.00.80				
15/under Men				4 x 50 Free (NSS)	1.43.73	4 x 50 Med (NSS)	1.55.54
16/over Men	4 x 50 Free (UNI)		1.37.38	4 x 50 Free (LME)	1.38.76		
				4 x 50 Med (UNI)	1.50.95		



NEW ZEALAND OPEN CHAMPIONSHIPS

5th – 9th April 2010, Auckland

MALE	1 st	2 nd	3 rd
Daniel Bell	50 Bk		
	200 Bk		
	100 Bk		
William Benson		50 Fly	100 Free
		50 Free	
Moss Burmester	200 Fly		
	100 Fly		
Shaun Burnett			200 Fly
Nicholas Ferrif		100 Breast	
		50 Breast	
Orinoco Faamausili-Banse	50 Free		
Michael Jack		200 Free	100 Free
Steven Kent	200 IM		
Andrew McMillan	200 Free	200 Fly	
		100 Free	
Brett Newall	400 IM	200 IM	
Carl O'Donnell	100 Free		50 Free
Samuel Robinson			800 Free
			1500 Free
Starn Simpson			200 Breast
Glenn Snyders	200 Breast		
	100 Breast		
	50 Breast		
Matthew Stanley			200 Free
FEMALE	1 st	2 nd	3 rd
Jessie Blundell			100 Back
			200 Back
Lauren Boyle	200 Free		
	800 Free		
	400 Free		
Grace Francis		200 Breast	200 IM
		100 Breast	
		400 IM	
Chloe Francis	100 Breast	200 IM	
Melissa Ingram	200 Back	100 Back	
		400 Free	
Alannah Jury	1500 Free		
Danielle Koni	50 Fly		50 Back
Penelope Marshall		200 Back	200 Free
			100 Free
Hayley Palmer	50 Free	50 Fly	
	100 Free		
Emily Thomas	100 Back		
	50 Back		

Samantha Richter		50 Free	50 Fly
RELAYS			
Auckland Mens		4 x 200 Free	
		4 x 100 Med	
Auckland Womens	4 x 200 Free		4 x 100 Free



2009/2010 NEW ZEALAND REPRESENTATIVES

(Aucklanders selected for NZ Rep Teams)

2009 Trans Tasman Team

Melbourne/Wodonga/Canberra, Australia

5th – 11th July 2009

Mitchell Donaldson NSS

Benjamin Stark UNI

Sam Robinson NSS

Blake Bassett LME

13th FINA World Championships

Rome, Italy

19th July – 2nd August 2009

Kurt Bassett LME

Daniel Bell NSS

Moss Burmester NSS

Cameron Gibson UNI

Michael Jack WAQ

Alannah Jury NSS

Andrew McMillan NSS

Glenn Snyders NSS

Corney Swanepoel NSS

Hayley Palmer NSS

Coaches Thomas Ansorg & Scott Talbot

Team Manager Jan Cameron

2010 Oceania Swimming and Open Water Championships

Apia Samoa

21st – 26th June 2010

Dev Swimmers

Shaun Burnett NSS

Steven Kent UNI

Andrew McMillan NSS

Nicholas Ferrif NSS

Luke Westgaard ROS

Jessie Blundell NSS

Grace Francis NSS

Open Water Swimmers

Phillip Ryan WHL

Youth Swimmers

Matt Stanley NSS

Swimmers selected who are not going on tour:

Matt Thomas NSS

Alannah Jury NSS

Chloe Francis NSS

Michael Jack WAQ

Corney Swanepoel ROS

Samantha Richter NSS

Coach Thomas Ansorg

2010 Trans Tasman Tri Series

*Mt Maunganui/Taupo/Masterton
5th – 10th July 2010*

Male Swimmers

Jordan Quintal LME

Female Swimmers

Bianca Rowley CSC

The following swimmers were unavailable for selection

Chloe Francis NSS

2010 SNZ Outward Bound Selected Group

Phillip Ryan

2010 Youth Olympic Games

*Singapore
14th – 26th August 2010*

Matt Stanley NSS

Chloe Francis NSS

2010 Pan Pacific Games

*Irvine, California
18th – 22nd August 2010*

Male Swimmers

Daniel Bell NSS

Moss Burmester NSS

Glenn Snyders NSS

Carl O'Donnell NSS

Female Swimmers

Lauren Boyle NSS

Melissa Ingram NSS

Penelope Marshall NSS

Hayley Palmer NSS

Emily Thomas NSS

Coach Scott Talbot

XIX Commonwealth Games

*New Delhi, India
4th – 9th October 2010*

Male Swimmers

Daniel Bell NSS

Moss Burmester NSS

Glenn Snyders NSS

Reserve: Carl O'Donnell NSS

Female Swimmers

Lauren Boyle NSS

Melissa Ingram NSS

Penelope Marshall NSS

Hayley Palmer NSS

Emily Thomas NSS

Coach Scott Talbot



2009/2010 MEET PROFILES

2009 Auckland Relay Championships

27th June 2009

Meet Co-ordinator

Entries x teams of 4: 340

West Wave Aquatic Centre Henderson

Swimmers: 624

2009 Auckland Winter Championships

22nd – 23rd August 2009

Meet Co-ordinator

Entries: 2,663

West Wave Aquatic Centre Henderson

Event Managers

Swimmers: 455

2009 SNZ Spring Meet

27th – 30th September 2009

Auckland Team Manager

Ak Entries: 703

Mt Maunganui

Toni Bayliffe

Swimmers: 121

2009 Auckland Distance & Reverse Distance Championships

1st November 2009

Meet Co-ordinator

Entries: 129

West Wave Aquatic Centre

Tonia Wheeler

Swimmers: 90

2009 Auckland Junior Championships

21st – 22nd November 2009

Meet Co-ordinator

Entries: 2,552

West Wave Aquatic Centre

Event Managers

Swimmers: 472

2009 Auckland Age Group Championships

3rd – 5th December 2009

Meet Co-ordinator

Entries: 2,885

West Wave Aquatic Centre Henderson

Event Managers

Swimmers: 528

2009 SNZ Summer Championships Short Course

NOT HELD 2009

2010 SNZ Junior Age Championships

20th – 21st February 2010

Auckland Team Manager

Ak Entries: 740

Hamilton, Wellington, Christchurch

Alison Fitch

Swimmers: 158

2010 Auckland Open Championships

11th – 14th March 2010

Meet Co-ordinator

Entries: 376

West Wave Aquatic Centre Henderson

Allan Draisey

Swimmers: 99

2010 SNZ Open Water Championships

16th – 17th January 2010

Ak Entries: 16

Lake Taupo

Swimmers: 12

2010 SNZ Age Group Championships

2nd – 6th March 2010

Auckland Team Manager

Ak Entries: 656

Christchurch

Toni Bayliffe

Swimmers: 133

AUCKLAND SWIMMING ASSOCIATION INC.

Financial Statements

For the year ended 30 April 2010

Contents	Page
Association Directory	2
Auditors' Report	3
Statement of Financial Position	4
Statement of Financial Performance	5
Statement of Movements in Equity	6
Notes to the Financial Statements	7-9
Depreciation Schedule	Appendix

AUCKLAND SWIMMING ASSOCIATION INC.

Directory

Nature of business	To act as the controlling authority for Swimming New Zealand in Auckland including arranging, controlling and managing competitive meets and Association Championship races for swimmers and to exercise all the privileges delegated by the rules of Swimming New Zealand.
Address	Sports House Harbour Sport Stadium Drive ALBANY
Board Members	Andrew Brown (elected Board Member and Chairperson) Willem Coetzee (elected Board Member) Ken McEwan (elected Board Member) Gwen Ryan (elected Board Member) Suzanne Speers (elected Board Member) Dominic Toomey (elected Board Member) Julie-Ann Mold (independent Board Member) Teresa Stanley (independent Board Member)
Auditors	HLB Mann Judd Level 6 57 Symonds Street AUCKLAND

AUDIT REPORT**TO THE MEMBERS OF AUCKLAND SWIMMING ASSOCIATION INC**

We have audited the financial statements on pages 4 to 9. The financial statements provides information about the past financial performance and position of the Auckland Swimming Association Inc as at 30 April 2010. This information is stated in accordance with the accounting policies set out on page 7.

BOARD'S RESPONSIBILITIES

The Board is responsible for the preparation of financial statements which give a true and fair view of the financial position of the Association as at 30 April 2010 and of the results of its operations for the year ended on that date.

AUDITORS' RESPONSIBILITIES

It is our responsibility to express an independent opinion on the financial statements presented by the Board.

BASIS OF OPINION

An audit includes examining, on a test basis, evidence relevant to the amounts and disclosures in the financial statements. It also includes assessing:

- the significant estimates and judgements made by the Board in the preparation of the financial statements; and
- whether the accounting policies are appropriate to the Association's circumstances, consistently applied and adequately disclosed.

We have conducted our audit in accordance with New Zealand Auditing Standards. We planned and performed our audit so as to obtain all the information and explanations which we considered necessary in order to provide us with sufficient evidence to obtain reasonable assurance that the financial statements are free from material misstatements, whether caused by fraud or error. In forming our opinion we also evaluated the overall adequacy of the presentation of information in the financial statements.

Other than in our capacity as auditors we have no relationship with or interests in Auckland Swimming Association Inc.

QUALIFIED OPINION

As is common with other organisations of a similar nature, control over income prior to being recorded is limited, and there are no practical audit procedures to determine the effect of this limited control.

In our opinion:

- proper accounting records have been kept by the Association as far as appears from our examination of those records; and
- except for the adjustments and omissions that may arise due to limited controls over income as outlined above, the financial statements on pages 4 to 9:
 - comply with generally accepted accounting practice in New Zealand; and
 - give a true and fair view of the financial position of the Association as at 30 April 2010
 - and the results of its operations for the year ended on that date.

Our audit was completed on 15 June 2010 and our qualified opinion is expressed at that date.



Chartered Accountants
Auckland


AUCKLAND SWIMMING ASSOCIATION INC.


Statement of Financial Position

As at 30 April 2010

	Notes	2010 \$	2009 \$
Non-Current Assets			
Property, plant and equipment	2	203,126	223,584
Current Assets			
Cash at Bank	3	93,633	84,528
Sundry debtors		11,605	28,483
		<u>105,238</u>	<u>113,011</u>
Total Assets		<u>308,364</u>	<u>336,595</u>
Current Liabilities			
Creditors and Accruals		33,116	21,811
Tagged Funding	9	1,684	5,500
GST payable		1,007	3,779
Provision for Incentive Scheme		10,527	11,855
Total Liabilities		<u>46,334</u>	<u>42,945</u>
Net Assets		<u>262,030</u>	<u>293,650</u>
Equity		<u>262,030</u>	<u>293,650</u>

For and on behalf of the board


Chairperson


Board Member

Date: 15th June 2010

Date: 15 June 2010

The accompanying notes form part of the financial statements.

AUCKLAND SWIMMING ASSOCIATION INC.

Statement of Financial Performance

For the year ended 30 April 2010

	Notes	2010 \$	2009 \$
Operating Revenues	4	210,170	175,195
Operating Expenses	5	241,790	219,937
Net (Deficit) for the period		<u>-31,620</u>	<u>-44,742</u>

The accompanying notes form part of the financial statements.

AUCKLAND SWIMMING ASSOCIATION INC.

Statement of Movements in Equity

For the year ended 30 April 2010

	2010	2009
	\$	\$
Equity at beginning of the period	293,650	338,392
Net Surplus/(Deficit) for the period	-31,620	-44,742
Equity at end of the period	<u>262,030</u>	<u>293,650</u>

The accompanying notes form part of the financial statements.

Notes to the Financial Statements

For the year ended 30 April 2010

1. Statement of Accounting Policies

Reporting Entity

Auckland Swimming Association Inc. is incorporated under the Incorporated Societies Act 1908.

The financial statements have been prepared in accordance with generally accepted accounting practice. The Association qualifies for differential reporting exemptions, as specified by the Institute of Chartered Accountants of New Zealand statement of concepts for general financial reporting, based on the following criteria:

- It is not publicly accountable, and
- It is not large.

The Association has adopted all available differential reporting exemptions.

Measurement Base

Accounting principles recognised as appropriate for the measurement and reporting of earnings and financial position on an historical cost basis are followed by the Association.

Specific Accounting Policies

The following specific accounting policies which materially effect the measurement of financial performance and financial position have been applied:

Property Plant and Equipment

Property Plant and Equipment are stated at cost or valuation less aggregate depreciation, which has been calculated using the maximum rates permitted by the *Income Tax Act 2007*. The depreciation rates are shown in the Fixed Assets Schedule.

Goods and Services Tax

The Statement of Financial Performance has been prepared on a GST exclusive basis. All items in the Statement of Financial Position are stated exclusive of GST with the exception of receivables and payables which include GST.

Accounts Receivable

Accounts receivable are stated at estimated realisable value after providing against debts for which collection is considered doubtful.

Income Recognition

Income from donations and membership is recognised in the Statement of Financial Performance when received. However Grants income received for which the association has yet to perform its obligation under the terms of the grant is recorded as Tagged Funding in current liabilities in the Statement of Financial Position.

Income owed to the Association for services rendered is recorded as Sundry Debtors in the current assets in the Statement of Financial Position.

Changes in Accounting Policies

There have been no changes in accounting policies. All policies have been applied on bases consistent with those used in previous years.

Notes to the Financial Statements

For the year ended 30 April 2010

	Cost	2010 Accum. Depn.	Book Value	Depreciation
2. Property Plant and Equipment	\$	\$	\$	\$
Property Plant and Equipment	<u>453,838</u>	<u>250,712</u>	<u>203,126</u>	<u>34,450</u>

	Cost	2009 Accum. Depn.	Book Value	Depreciation
	\$	\$	\$	\$
Property Plant & Equipment	<u>439,846</u>	<u>216,262</u>	<u>223,584</u>	<u>38,436</u>

A condition attached to some of the funding of the score board screen, cost price of \$205,850, included in the fixed asset register above is that it is to remain at the Westwave Aquatic Centre, Henderson, Auckland.

	2010	2009
3. Cash and Bank	\$	\$
ASB Bank Limited	396	383
ASB Bank Limited current account	<u>16,221</u>	<u>8,634</u>
	16,617	9,017
ANZ Banking Group Limited		
ANZ Banking Group Limited term deposits	<u>77,016</u>	<u>75,511</u>
Total	<u>93,633</u>	<u>84,528</u>

4. Operating Revenues		
Donations/Grants/Entries	206,991	167,809
Interest received	<u>3,179</u>	<u>7,386</u>
	<u>210,170</u>	<u>175,195</u>

5. Operating Expenses		
Include		
Audit fee	2,500	2,500
Bad debts written off	11	-
Depreciation	34,450	38,436
Interest paid	28	30
Lease photocopier	3,846	2,458
Rent	3,880	3,816

6. **Income tax**
The Association is deemed to be an amateur sports promoter by the Inland Revenue Department and has therefore been granted exemption from paying Income Tax under the Income Tax Act 2007.

Notes to the Financial Statements

For the year ended 30 April 2010

7. Commitments	2010	2009
a) Building Lease charges	\$	\$
Current	318	318
Non Current	-	-
Term	<u>318</u>	<u>318</u>
b) Photocopier Lease charges		
Current	2,820	2,820
Non Current	8,342	11,280
Term,	<u>11,162</u>	<u>14,100</u>
c) Lease of Harness Equipment	<u>2,632</u>	<u>-</u>
Capital commitments at 30 April	<u>Nil</u>	<u>Nil</u>
8. Contingent Liabilities		
Contingent Liabilities at 30 April	<u>Nil</u>	<u>Nil</u>
9. Tagged Funds		
Lion Foundation	-	5,500
The Trust Charitable Foundation	1,684	-
	<u>1,684</u>	<u>5,500</u>
10. Grants Not Yet utilised		
In March 2010, the ASB Community Trust granted Auckland Swimming Association a Grant of \$42,075, which has yet to be drawn upon at balance date. The availability of the grant will expire on 22 March 2011.		

Auckland Swimming Association Inc

**Taxation Depreciation Schedule
For the Year Ended 30 April 2010**

	Private Use %	Date	Orig Cost	Open W.D.V	Add'ns (Sales)	Profit(Loss) on Sale	Dep Method	YTD Dep	Accum Depn	Close W.D.V
Property Improvements - at Cost										
A.O.D room alterations			2100	1007			10.00 D	101	1194	906
			2100	1007				101	1194	906
Computer equipment										
Compulink computer Admin - Tonia			3325	58			48.00 D	28	3295	30
Brother laser printer			2344	5			48.00 D	2	2341	3
Compaq laptop computer - Norma			2667	19			48.00 D	9	2657	10
Team manager 2 software			779	6			48.00 D	3	776	3
Network Pro Option			710	206			20.00 D	41	545	165
Administrators lap top - Philippa			2162	66			48.00 D	32	2128	34
Office software package			350	11			48.00 D	5	344	6
HYTEK software			539	23			48.00 D	11	527	12
HYTEK software - new TM license			350	30			48.00 D	14	334	16
Computer - Norma Williams			1330	157			48.00 D	75	1248	82
Web site			4213	332			48.00 D	159	4040	173
Photocopier			4000	1267			39.60 D	502	3235	765
Computers			4313	1121			60.00 D	673	3865	448
Software and installation			1050	273			60.00 D	164	941	109
Computer			1539	1231			60.00 D	739	1047	492
Lap top		31/03/2010	2018		2018		60.00 D	202	202	1816
Omega software interface		30/04/2010	1850		1850		60.00 D	93	93	1757
			33540	4806	3868			2752	27618	5922
Furniture & fittings										
Cupboard			311	218			9.50 D	21	114	197
Filing cabinet			554	216			12.00 D	26	364	190
Computer workstation			355	98			14.40 D	14	271	84
2 x chair trolleys			470	154			22.00 D	34	350	120
			1690	686				95	1099	591
Technical/Technological										
200 new chairs			5200	1294			20.00 D	259	4165	1035
HL 1240 printer			689	4			48.00 D	2	687	2
Compulink computers A.O.D			2537	44			48.00 D	21	2514	23
1321/L used xerox photocopier			5995	565			33.00 D	186	5616	379
3 flat screens, 2 mouse & keyboards			1555	149			48.00 D	72	1478	77
CD Player			311	33			39.60 D	13	291	20
2 Touch pad trolley frames			5260	1310			20.00 D	262	4212	1048
Lane rope reels			2575	62			20.00 D	12	2525	50
Touch buttons			3387	111			26.40 D	29	3305	82
3 Touch buttons			919	112			26.40 D	30	837	82
ARES 21 timing equipment			25711	2743			26.40 D	724	23692	2019
Stop watches - old			581	6			48.00 D	3	578	3
Starter timer units & writing			19682	2100			26.40 D	554	18136	1546
Touch pads, wiring & installation of new timing equipment			32825	3502			26.40 D	925	30248	2577
ARES converter & cable			365	42			26.40 D	11	334	31
9 new lane ropes			13351	3325			20.00 D	665	10691	2660
6 manual push buttons ex Aust			650	191			20.00 D	38	497	153
Timing system - stand alone start			2918	588			26.40 D	155	2485	433
30 stopwatches - new			1493	55			48.00 D	26	1464	29
Beltrac Queue guides with navy blue			2000	634			20.00 D	127	1493	507
Results stand			750	467			9.50 D	44	327	423
Walkie talkies and headsets			1607	62			50.00 D	31	1576	31
Storage reels for lane ropes			8080	5076			9.50 D	482	3486	4594
10 new lap counters			714	225			22.00 D	50	539	175
OIT3 buttons			706	232			22.00 D	51	525	181
Storage reel and cover for storage			2740	1795			9.50 D	171	1116	1624
New starters stand			1644	1180			9.50 D	112	576	1068
Omega starting blocks			27500	19546			9.50 D	1857	9811	17689
Computer and software for AOD room			6885	1341			48.00 D	644	6188	697
Stand for Red buttons			1067	445			30.00 D	133	755	312
6 push buttons			824	384			30.00 D	115	555	269
Touch pads and buttons			16394	7029			30.00 D	2109	11474	4920
12 Stop watches			700	317			30.00 D	95	478	222
Score board screen			205850	159534			10.00 P	20585	66901	138949
Starters stand			1932	1649			12.00 D	198	481	1451
Lap counters (12)			988	934			22.00 D	205	259	729
Touch pads		19/03/2010	10125		10125		30.00 D	506	506	9619
			416509	217085	10125			31502	220801	195708
			453838	223584	13993			34450	250712	203126

AUCKLAND SWIMMING ASSOCIATION INC.**Statement of Financial Performance**

For the year ended 30 April 2010

Income	2010	2009
Meets Income	\$	\$
Entries	79,697	71,703
Door, programmes, raffles	12,546	10,105
Meets donations/grants	16,480	16,105
Sponsorship	10,992	-
Penalties/Non-Qualifying, scratchings	44	333
Profit ex Swimming New Zealand	-1,030	1,000
Total Meets Income	118,729	99,246
Administration		
Advertising	500	-
Affiliation fees (clubs)	3,002	2,267
ASA yearbooks	1,790	-
Donations/grants	10,395	1,819
Entry levy – ASA meets	23,924	20,730
Interest received	3,179	7,386
Merchandising	7,722	-
Reimbursements	1,040	4,008
Registration fees individuals	29,254	29,023
Transfers	876	536
Total Administration	81,682	65,769
Equipment Funds		
Automated officiating device maintenance levy	3,583	3,844
Automated officiating device computer/paper fee	2,008	2,805
Equipment hire	4,168	-
Technical donations/grants	-	2,265
Total Equipment Funds	9,759	8,914
Competition Income		
Competitive swim group donations/grants	-	1,050
Total Competition Income	-	1,050
Projects		
Schools swimming	-	216
Total Projects	-	216
Total Income	210,170	175,195

AUCKLAND SWIMMING ASSOCIATION INC.

Statement of Financial Performance

For the year ended 30 April 2010

Expenditure	2010	2009
Meets Expenditure	\$	\$
Auckland relay entries	1,493	2,381
Entries refunds	1,467	1,327
Equipment hire	7,038	2,105
Medals	11,013	9,154
Meet event organizer	-	2,955
Meets expense transfer	2,509	-
Miscellaneous	637	317
New Zealand Swim trust – levy on champs	694	732
Pool and room hire	19,317	15,757
Stationery	2,296	496
Refreshments/Hospitality	319	-
Representatives ribbons and caps	964	1,229
Team manager expenses	3,450	3,568
Total Meets Expenditure	51,197	40,021
Administration Expenditure		
Accountancy	1,040	-
ACC levy	1,187	-
Auditors	2,500	2,500
Bad debts	11	273
Bank fees	60	273
Discount received	-53	387
General expenses	4,822	3,647
Insurance	1,922	1,761
Media	1,250	2,835
Merchandising supply	6,494	-
Photocopier	3,884	2,458
Office rent	3,880	3,816
Photocopier expenses	3,867	5,615
Postage	465	474
Printing and stationery	1,349	2,088
Swimming New Zealand Annual General meeting	1,238	567
Salaries and wages	83,330	76,596
Reimbursement of expenses	3,031	1,298
Telephone, tolls and internet	5,025	2,818
Website	1,639	650
Year book	1,990	1,716
Total Administration Expenditure	128,931	109,772

AUCKLAND SWIMMING ASSOCIATION INC.**Statement of Financial Performance**

For the year ended 30 April 2010

	2010	2009
	\$	\$
Competition Expenses		
Big screen expenses	6,436	
Incentive scheme	6,602	14,629
International	-	1,333
Sports awards	180	-
Swimming New Zealand high performance levy	5,768	6,028
Swimming Swimmers expense transfers	178	-
Total Competition expenses	<u>19,164</u>	<u>21,990</u>
Technical Costs		
Assets under \$500	-	1,508
Automated officiating device room payments	4,168	-
Depreciation	34,450	38,436
Officials uniforms	599	-
Repairs and maintenance	2,918	5,361
Technical seminars	-	2,700
Total technical Costs	<u>42,135</u>	<u>48,005</u>
Other Expenses		
Interest and penalties paid	28	150
Inland Revenue penalties	335	-
Total Other Expenses	<u>363</u>	<u>150</u>
Total Expenses	<u>241,790</u>	<u>219,938</u>
Profit/(Deficit) for the Year	<u>-31,620</u>	<u>-44,743</u>





ASA SPONSORS 2009/2010

We sincerely thank all our sponsors
for their continued support



ASB Community Trust

Te Kaitiaki Putea o Tamaki o Tai Tokerau



supported by **ASB**

